



# Wood Collection



## Product Reference & Price Guide

October 1, 2011

*Prices subject to change without notice.*







## TABLE OF CONTENTS

Program Summary.....	4
<b>2" PRICE GRIDS:</b>	
2" Traditional Routed Slats with Braided Ladder .....	5
2" with optional Routless Privacy Slats	
<b>2½" PRICE GRIDS:</b>	
2½" Traditional Routed Slats with Braided Ladder .....	6
2½" with optional Routless Privacy Slats	
Size Standards.....	7
Finished Dimensions .....	7
Mounting Requirements .....	7
Stacking Heights.....	7
Control Options .....	7
Ladder Count .....	7
Valance Return Lengths .....	7
Measuring Guidelines.....	8-9
Motorization Specifications .....	10
Warranty.....	12



## PROGRAM SUMMARY

*The finest quality wood blinds available. The classic choice for adding the warmth and beauty of wood to any room.*

### WHAT'S INCLUDED:

- Available in 2" and 2 1/2" slat sizes
- 3 1/2" Colonial Valance
- 2 1/2" trapezoid bottomrail for 2 1/2" blinds
- Offered in a comprehensive color pallet of sixteen colors
- Traditional routed slats with braided ladders
- Durable 2"x2" color coordinated steel headrail
- Premium cord tilt with color coordinated cord and tassels
- Standard child safety installation kits, safety cord stops and crash proof cord locks.

### BLIND MOTORIZATION

- Control your shades with the touch of a button
- Perfect for hard-to-reach windows
- Safer for children and pets — eliminates dangling cords

### FASHION TAPES AND DECORATIVE TRIMS

- Customize your blinds with Fashion Tapes and Decorative Trims
- Available in an array of bold colors, as well as subtle and delicate patterns

### ROUTLESS PRIVACY FEATURES

- Optional on Wood Collection Blinds.  
This feature eliminates cord holes in the slats, preventing annoying "sunspots" and ensuring privacy.

### HARDWARE SYSTEM

- Heavy duty components for smooth operation, higher load capacity, and enduring performance.
- High strength resin supports to handle the heaviest loads.
- Heavy duty steel headrail for durability and corrosion resistance.
- Crash-proof cordlock to hold slats securely in any position.
- Top-hinged end bracket cover for easy installation and removal.





**2-Inch Traditional Routed Slats**  
*With Braided Ladder*

LENGTH TO:	Width:													
	12	24	28	32	36	42	48	54	60	66	72	78	84	96
30	96	76	87	98	108	117	127	143	168	174	180	217	231	259
36	108	88	99	109	119	131	141	164	191	199	204	239	258	287
42	116	97	108	121	132	145	158	184	212	218	231	269	290	324
48	125	105	117	131	144	160	174	203	233	246	259	298	325	367
54	136	115	129	143	157	175	191	224	252	274	289	334	359	404
60	148	127	141	156	170	188	208	245	273	298	315	363	391	439
66	160	138	152	168	182	203	229	268	300	327	347	396	425	494
72	173	150	166	180	196	220	248	290	327	346	368	420	453	511
78	177	156	170	185	201	227	255	299	336	357	393	448	485	545
84	191	168	183	199	214	243	275	315	342	382	423	479	517	582
90	203	179	195	211	227	258	290	333	363	407	448	504	551	620
96	209	185	202	217	233	269	304	350	386	434	477	540	584	656
102	218	195	212	230	247	285	323	372	410	459	507	573	620	697
108	229	204	222	241	260	300	340	391	431	484	533	599	650	731
114	238	213	233	253	274	316	358	411	454	509	562	632	684	769
120	248	224	244	265	285	331	376	432	468	533	586	660	716	806
126	256	231	254	278	302	347	394	450	497	559	616	692	748	846



**2-Inch With Optional Routless Privacy Slats**  
*Cloth Fashion Tapes or Decorative Trims*

LENGTH TO:	Width:													
	12	24	28	32	36	42	48	54	60	66	72	78	84	96
30	114	92	104	116	130	141	152	172	202	209	216	262	277	310
36	130	106	118	131	143	158	170	197	229	239	245	286	309	345
42	140	116	130	144	159	175	190	221	254	262	277	322	348	389
48	150	126	141	158	174	192	209	244	279	296	310	357	390	440
54	164	139	155	172	188	210	229	269	303	329	347	401	432	484
60	178	152	170	187	204	228	249	295	328	357	378	435	470	526
66	192	166	183	201	219	244	274	321	361	391	416	475	511	593
72	207	181	199	216	235	265	298	349	391	416	442	504	544	613
78	213	186	204	224	242	272	307	358	403	430	472	539	582	654
84	229	201	219	238	256	291	330	378	411	459	508	575	621	698
90	243	215	235	253	272	309	349	400	435	488	538	605	661	745
96	251	224	242	262	280	322	365	420	464	521	572	648	701	788
102	262	233	254	276	297	343	388	447	492	552	609	687	744	837
108	274	245	267	289	311	359	408	470	517	581	640	720	781	878
114	285	255	279	305	329	380	430	493	546	611	675	759	821	924
120	299	269	294	318	343	398	451	517	561	640	705	792	860	967
126	307	277	306	334	363	417	474	540	597	671	739	831	898	1015

**WOOD COLLECTION SURCHARGES** (add to standard price)

**Multi-Color Blinds**  
**First Additional Color** .....\$13  
**Second Additional Color**.....\$4

**Cut-Out** (See page 9 for specifications)  
**Bottomrail Center Cut-Out**.....\$19  
**Bottomrail Right/Left Cut-Out** .....\$15 per side  
**Headrail Right/Left Cut-Out** .....\$15 per side

**Multiple Blinds** .....Price as individual and add together

**Motorization** (See page 9 for specifications)  
**Standard Tilt Motor** .....\$222  
**Heavy Duty Tilt Motor** .....\$247  
**Remote Control** .....\$59  
**10" Satellite Eye**.....\$32

\* All bolded sizes above are recommended to be Two-on-One or Three-on-One headrail.

PRICE GROUP



2 1/2-Inch Traditional Routed Slats  
With braided ladder

LENGTH TO:	Width:	<b>12</b>	<b>24</b>	<b>28</b>	<b>32</b>	<b>36</b>	<b>42</b>	<b>48</b>	<b>54</b>	<b>60</b>	<b>66</b>	<b>72</b>	<b>78</b>	<b>84</b>	<b>96</b>
	<b>30</b>	111	89	101	113	125	136	147	167	196	202	209	<b>252</b>	<b>268</b>	<b>300</b>
	<b>36</b>	125	102	114	127	139	152	164	191	220	231	237	<b>277</b>	<b>299</b>	<b>334</b>
	<b>42</b>	136	112	126	139	153	169	183	213	246	253	267	<b>311</b>	<b>337</b>	<b>376</b>
	<b>48</b>	145	122	136	152	168	185	202	236	270	286	300	<b>345</b>	<b>377</b>	<b>425</b>
	<b>54</b>	158	134	149	166	181	203	220	260	293	317	336	<b>387</b>	<b>417</b>	<b>468</b>
	<b>60</b>	172	147	164	180	198	219	241	284	316	345	366	<b>420</b>	<b>453</b>	<b>509</b>
	<b>66</b>	185	160	177	195	212	236	265	310	348	378	403	<b>458</b>	<b>494</b>	<b>573</b>
	<b>72</b>	201	174	192	209	227	255	288	337	379	402	426	<b>487</b>	<b>526</b>	<b>592</b>
	<b>78</b>	206	180	198	215	234	263	297	346	389	415	456	<b>520</b>	<b>562</b>	<b>631</b>
	<b>84</b>	221	195	212	230	248	282	318	365	397	444	490	<b>555</b>	<b>600</b>	<b>675</b>
	<b>90</b>	235	208	227	245	263	299	337	386	420	472	520	<b>584</b>	<b>640</b>	<b>719</b>
	<b>96</b>	243	215	234	252	271	311	352	406	448	504	553	<b>626</b>	<b>678</b>	<b>761</b>
	<b>102</b>	253	226	245	267	286	332	375	432	476	533	588	<b>663</b>	<b>719</b>	<b>810</b>
<b>108</b>	265	237	258	279	301	347	394	453	500	561	618	<b>696</b>	<b>754</b>	<b>849</b>	
<b>114</b>	276	247	270	295	317	367	415	477	527	590	652	<b>734</b>	<b>794</b>	<b>892</b>	
<b>120</b>	288	260	283	307	332	384	436	501	543	618	680	<b>766</b>	<b>831</b>	<b>935</b>	
<b>126</b>	298	268	296	322	350	403	457	522	577	648	714	<b>803</b>	<b>868</b>	<b>981</b>	

PRICE GROUP



2 1/2-Inch with Optional Routless Privacy Slats

LENGTH TO:	Width:	<b>12</b>	<b>24</b>	<b>28</b>	<b>32</b>	<b>36</b>	<b>42</b>	<b>48</b>	<b>54</b>	<b>60</b>	<b>66</b>	<b>72</b>	<b>78</b>	<b>84</b>	<b>96</b>
	<b>30</b>	133	106	121	136	150	164	177	200	234	242	250	<b>303</b>	<b>321</b>	<b>359</b>
	<b>36</b>	150	123	137	152	167	182	197	229	265	277	284	<b>333</b>	<b>358</b>	<b>401</b>
	<b>42</b>	163	135	151	168	184	203	219	256	296	304	321	<b>374</b>	<b>404</b>	<b>451</b>
	<b>48</b>	174	146	164	182	201	222	242	283	323	343	359	<b>414</b>	<b>453</b>	<b>511</b>
	<b>54</b>	190	161	179	199	218	244	265	312	351	381	403	<b>465</b>	<b>501</b>	<b>561</b>
	<b>60</b>	207	177	197	217	237	264	289	342	380	414	439	<b>505</b>	<b>544</b>	<b>611</b>
	<b>66</b>	222	192	212	234	254	283	318	373	418	454	483	<b>550</b>	<b>593</b>	<b>688</b>
	<b>72</b>	240	210	231	251	272	307	346	405	454	482	512	<b>584</b>	<b>631</b>	<b>711</b>
	<b>78</b>	247	216	237	259	280	315	356	416	468	499	548	<b>625</b>	<b>676</b>	<b>758</b>
	<b>84</b>	266	234	255	276	298	338	382	439	477	533	589	<b>667</b>	<b>721</b>	<b>811</b>
	<b>90</b>	282	250	272	294	315	358	405	464	505	567	624	<b>701</b>	<b>767</b>	<b>863</b>
	<b>96</b>	291	259	281	303	324	374	423	487	538	604	663	<b>752</b>	<b>814</b>	<b>914</b>
	<b>102</b>	304	271	295	320	344	398	451	518	572	640	706	<b>797</b>	<b>863</b>	<b>971</b>
<b>108</b>	318	284	310	336	361	417	473	544	599	674	742	<b>835</b>	<b>905</b>	<b>1019</b>	
<b>114</b>	331	297	324	353	381	441	499	573	633	708	783	<b>881</b>	<b>953</b>	<b>1071</b>	
<b>120</b>	346	311	340	369	398	461	523	600	652	742	817	<b>919</b>	<b>997</b>	<b>1123</b>	
<b>126</b>	356	321	354	387	420	484	549	626	692	778	857	<b>964</b>	<b>1041</b>	<b>1177</b>	

**WOOD COLLECTION SURCHARGES** (add to standard price)

**Multi-Color Blinds**

- First Additional Color .....\$13
- Second Additional Color.....\$4

**Cut-Out** (See page 9 for specifications)

- Bottomrail Center Cut-Out.....\$19
- Bottomrail Right/Left Cut-Out .....\$15 per side
- Headrail Right/Left Cut-Out .....\$15 per side

**Multiple Blinds**.....Price as individual and add together

**Motorization** (See page 9 for specifications)

- Standard Tilt Motor .....\$222
- Heavy Duty Tilt Motor .....\$247
- Remote Control .....\$59
- 10" Satellite Eye.....\$32

\* All bolded sizes above are recommended to be Two-on-One or Three-on-One headrail.

WOOD COLLECTION

SIZE STANDARDS

SINGLE BLINDS

Width

Minimum net width, braided ladders	6"
Minimum net width, decorative tapes	7½"
Maximum ordered width	72"

Height

Minimum ordered height	12"
Maximum ordered height	126"

Area Sq. Ft.

Maximum Square Feet per Single Blind	50
--------------------------------------	----

MULTIPLE BLINDS ON ONE HEADRAIL

Width

Minimum overall net width, 2 on 1	12¼"
Minimum overall net width, 3 on 1	18½"
Maximum ordered width	96"

Height

Minimum ordered height	12"
Maximum ordered height	126"

Area Sq. Ft.

Maximum number of blinds	3
Space between blinds (routed)	¼"
Space between blinds (routless)	½"

FINISHED DIMENSIONS

Inside Mount Allowance

Blind width	-½"
Blind height	±½"

Outside Mount Allowance

Blind width	As ordered
Blind height	±½"

Valance Allowance

	Back	Face
Inside Mount	-⅛"	-⅛"
Outside Mount	+¾"	+½"
Outside Mount with extension brackets	+¼"	+2"

MOUNTING REQUIREMENTS

Inside Mount

Minimum casement depth, bracket attachment	1⅛"
--	-----

Minimum casement depth, fully recessed with valance	3"
---	----

Outside Mount

Minimum flat mounting surface height	1¾"
--------------------------------------	-----

Recommended width overlap per side	1½"
------------------------------------	-----

CONTROL OPTIONS

Standard: Tilt left (L), cord right (R)

Optional: Tilt (R), Cord (L)  
Tilt (R), Cord (R)  
Tilt (L), Cord (L)

Blinds less than 10½" wide (net) will have a center tilt only (no lift cord)

Blinds less than 22½" wide (net) must have split controls (L/R or R/L)

Multiple blinds on one headrail may be ordered with a single tilt control for all blinds, if desired

LADDER COUNT

Ladder Quantity	Blind Width
2 each	to 34" wide
3 each	34⅞" to 56" wide
4 each	56⅞" to 78" wide
5 each	78⅞" to 96" wide

VALANCE RETURN LENGTHS

	Back	Face
No extension bracket	2⅝"	3"
Short extension bracket	3¾"	4⅞"
Long extension bracket	5¾"	6⅞"

STACKING HEIGHTS (APPROX.) Includes headrail and bottom rail.

Blind Height:	36"	48"	60"	72"	84"	96"	120"
Braided ladders	5⅝"	6⅝"	7½"	8½"	9½"	10½"	12⅝"
Cloth tapes	6¼"	7⅝"	8⅞"	10⅞"	11½"	12¾"	15⅝"
Decorative trims	7¾"	9½"	11¼"	13"	14¾"	16½"	20"

A NOTE ABOUT WOOD PRODUCTS...

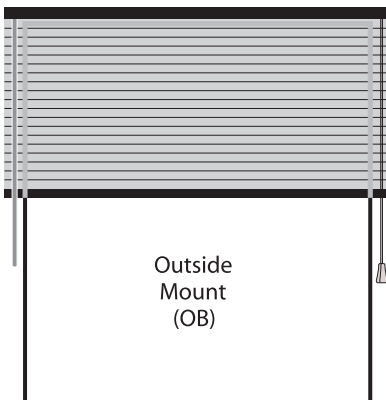
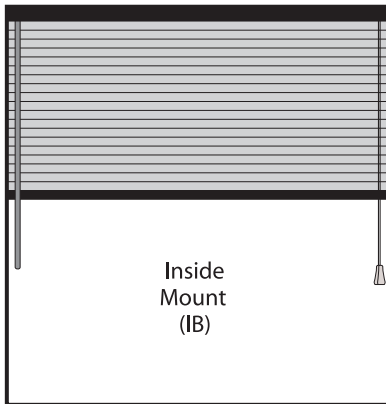
Our wood blinds are true wood products, made from 100% kiln-dried basswood. There will be variations in color, grain, texture and stability that are characteristic of all woods. These variations will be especially visible in blinds with light color stains. The variations are normal and natural, and conform to industry standards. Additionally, due to the improved closure of blinds with routless privacy feature, slight bowing may become more noticeable when the slats are closed.

## MEASURING GUIDELINES

Accurate measurements are absolutely essential. The measurements you provide are used first to price the blind, and then to custom fabricate it to the specified size. The dimensions supplied with the order form must be correct for the blind to properly fit the window opening. For maximum accuracy, always use a steel tape measure. It is your responsibility to provide correct measurements.

### INSIDE OR OUTSIDE MOUNT

How you take your measurements will vary depending upon whether the blind fits within the window opening (inside mount or IB) or overlaps the window opening (outside mount or OB).



### “ROUNDING” YOUR MEASUREMENTS

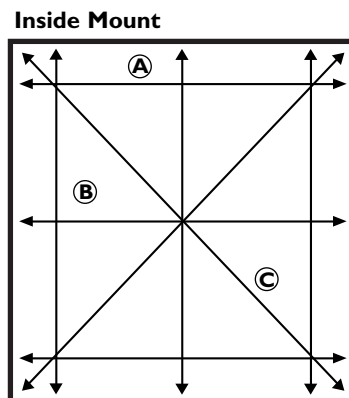
Ordered dimensions should be accurate to within  $\frac{1}{8}$ ". With inside mounts, always round **down** to the nearest  $\frac{1}{8}$ ". Rounding up could result in a blind that is too wide or too long to fit within the window opening. For example,  $\frac{3}{16}$ " rounds down to  $\frac{1}{8}$ ".

### MEASURING FOR INSIDE MOUNTS

Measure the width **A** inside the window opening at the top, middle and bottom. Measure the height **B** inside the window opening at the left, right, and center. Order the narrowest width measurement and the shortest height measurement. Remember to always round your measurements down to the nearest  $\frac{1}{8}$ ".

Be sure the window opening is deep enough to install the mounting bracket. Refer to the Product Specifications on page 6.

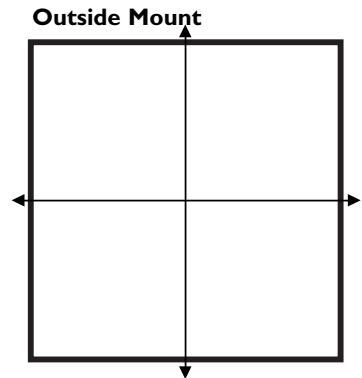
**Note:** It is important to measure diagonally **C** from corner to corner to determine if the window is square. If these measurements are not equal, a light gap may appear. In this case, an outside mount is recommended.



With inside mounts, measure the width and height at three points and order the smallest dimensions.

### MEASURING FOR OUTSIDE MOUNTS

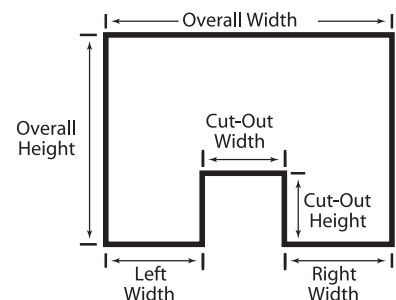
Measure the desired width and height. To minimize light leakage, it's recommended that the blind overlap the window opening at least  $1\frac{1}{2}$ " on each side and at the top and bottom (if possible).



When measuring the height, take into account the requirements for the mounting bracket attachment. A flat vertical surface at least  $1\frac{3}{4}$ " high is needed.

### CUT-OUTS

A cut-out is a blind which has had a small rectangular area removed from it to avoid obstructions, usually from one of the corners or from the bottom. Available cut-outs are pictured on page 9.

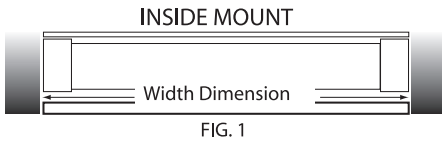


Measure a cut-out like a standard rectangular blind, but also provide detailed measurements of the area to be removed. In addition, mark the measurements on a sketch of the cut-out to ensure accurate communication of the order.

MEASURING FOR VALANCES & CORNICES

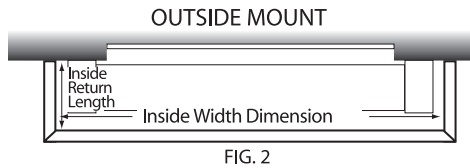
**Inside Mount (IB)** (Fig. 1)

- Valance or cornice is fully recessed in opening as a fascia to cover the front of the headrail. Standard width is 1/8" narrower than ordered blind width.
- If a width dimension other than the standard is required, indicate this in Special Instructions, along with the notation "exact, no allowances". Minimum mounting depth – 1 1/8" Maximum mounting depth – 2 1/8"



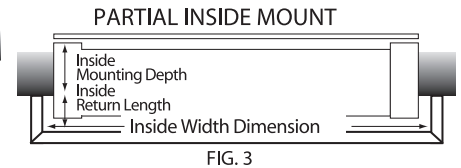
**Outside Mount (OB)** (Fig. 2)

- Standard width, without extension brackets, is the blind width + 3/4". The standard valance return length is 2 5/8".
- If a width dimension and/or return length other than the standard is required. Provide the back inside dimensions for width and return, along with notation "exact, no allowances".

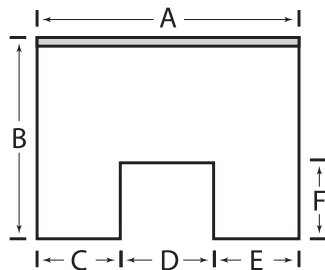


- Important:** The shortest available return length is 1/2".

**Important Measuring Note**  
 Since valance and cornice profiles vary in thickness, manufacturing standards and allowances are always taken from the flat, back side of the profile.



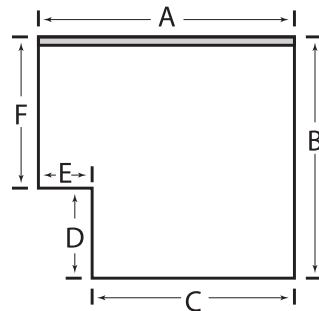
CUT-OUTS



**BOTTOM CENTER CUT-OUT**

SIZE STANDARDS	
Minimum width <b>(A)</b>	18"
Measurement of <b>(C)</b> and <b>(E)</b> must each be at least 7"	
Maximum blind width <b>(A)</b>	96"
Maximum blind height <b>(B)</b>	126"

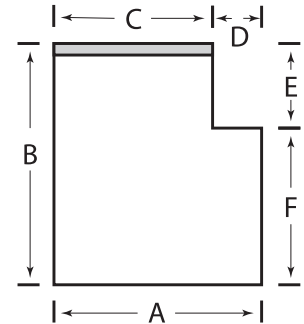
- Top of cut-out raises to headrail.
- Blind may have three bottom rails.



**BOTTOM SIDE CUT-OUT**

SIZE STANDARDS	
Minimum width <b>(A)</b>	18"
Measurement of <b>(E)</b> must be 6" or less	
Maximum blind width <b>(A)</b>	96"
Maximum blind height <b>(B)</b>	126"

- Top of cut-out raises to headrail.
- Blind may have two bottom rails.



**HEADRAIL CUT-OUT**

SIZE STANDARDS	
Minimum width <b>(A)</b>	18"
Measurement of <b>(D)</b> must be 6" or less	
Maximum blind width <b>(A)</b>	96"
Maximum blind height <b>(B)</b>	126"

- Blind raises to bottom of cut-out, if **(E)** represents window obstruction.

CUT-OUTS PRICING PROCEDURE

- Find base price of blind on Standard Rectangular Price Charts, pages 4 and 5 using overall dimensions.
- Add the appropriate surcharge for the cut-out(s).

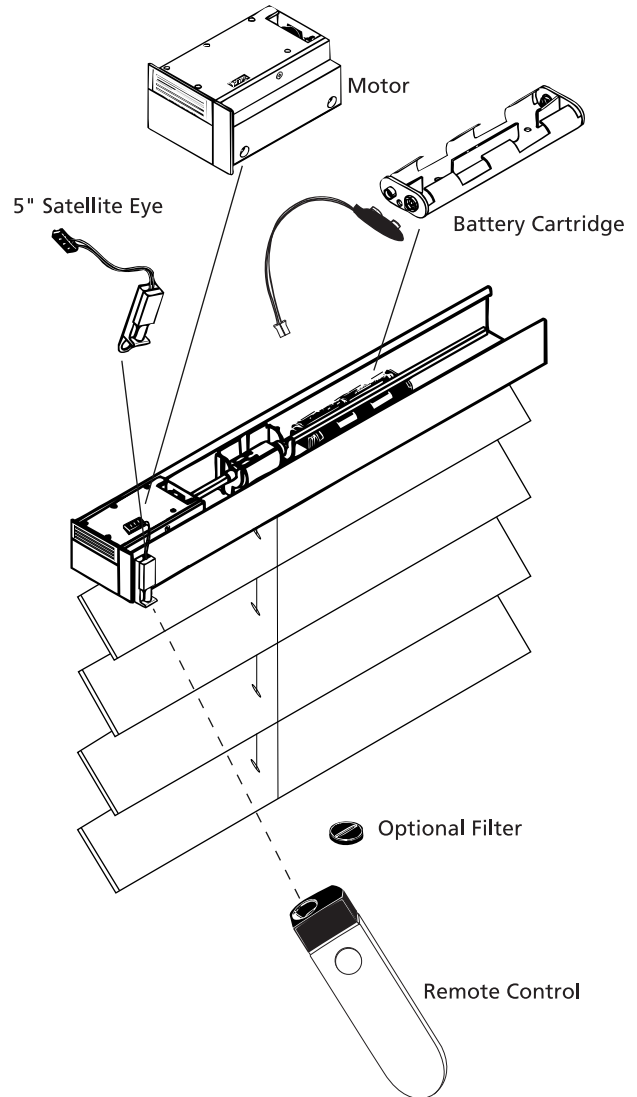
**LEGEND:**



**SPECIFICATIONS ~ MOTORIZATION**

**FEATURES AND BENEFITS**

- Top of the line battery powered standard motor, capable of tilting blinds up to 15 pounds.
- Top of the line battery powered heavy duty motor, capable of tilting blinds up to 30 pounds.
- Internal brake holds blind in place.
- Provides tight slat closure to eliminate light gap, with no roll back.
- Limit switches allow blind to stop when completely closed, preventing the blind and motor from potential damage.
- 5" Satellite Eye standard, optional 10" Satellite Eye extends receiving eye for cornice applications.
- Motor is fully enclosed in the headrail.
- No unsightly battery packs or controls.
- Minimum of 4 1/2" end routes necessary.
- No tilt wand or cord punch necessary.
- Installs with standard installation hardware.



**BATTERY CARTRIDGE** *(Batteries Included)*

- (4) AA lithium or alkaline batteries.
- Lithium battery life expectancy 3 - 5 years.
- Cartridge enclosed in the headrail with no unsightly cables.

**REMOTE CONTROL** *(Batteries Included)*

- One button remote that operates up to 50' away.
- Signal not affected by florescent or halogen lighting.
- Operational distance may be affected by bright sunlight.
- Operates an unlimited number of blinds without changing channels.
- Remote filter available for bay window applications or side by side blinds.
- Operates with (3) AA alkaline batteries (lithium not recommended for remote).

**BLIND SIZE CHART**

Product Type	Max. Sq. Ft. Standard Motor	Max. Sq. Ft. Heavy Duty Motor
2" Basswood	44'	90'

- Minimum width 18 3/4"

Note: To calculate square footage of a blind, multiply blind height (in inches) times the blind width (in inches) then divide by 144.

**WARRANTY**

- 5 year Warranty.

Note: Motorization available only on 2" products.

## CARE AND CLEANING

Like any wood furnishings, Wood Blinds should be dusted regularly to keep them looking new. Use a soft, clean cloth, chemically treated dust cloth, or dusting mitt.

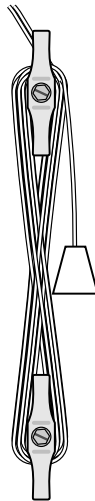
Blinds may also be cleaned by vacuuming them with the brush attachment of a vacuum cleaner or by wiping them with a soft, damp rag. Stained blinds should be treated periodically with lemon oil or other wood preservative to protect their finish.

## CHILD SAFETY

Be aware that it is possible for children to become entangled in window covering cords. To reduce the risk of accidents, all cords must be kept out of the reach of children. Cord cleats are an effective way to implement this essential precaution.

Mount the cord cleat at a safe height, taking into account furniture or other objects upon which a child may climb. Then, after each use of the blind, simply wrap the excess cord around the cleat.

Cord cleats are included with every Wood Blind. Wood Blinds with Continuous Cord System include a Cord Tensioner that keeps the cord taut to minimize any danger.



## LIMITED LIFETIME WARRANTY

Turnils warrants that wood blinds from the Wood Collection will be free from defects in materials and workmanship for as long as the original retail purchaser owns the product, provided that the products were properly installed in residential dwellings, the products were made or assembled exclusively from our materials and components, and our recommendations were followed with regard to limitations and specifications.

Some slight warpage, as well as natural variations in color and grain effect are normal with a wood product and are not considered defects. In addition some fading and/or discoloration of the finish may occur over time. This is common with man-made coatings and is not considered a defect.

The obligation of Turnils and its licensed fabricators and distributors is limited to repair or replace the blinds or components found to be defective and excludes shipping charges and labor costs for measuring and installation. Repairs will be made with like or similar parts.

This warranty does not apply to conditions caused by normal wear and tear upon the product.

THIS WARRANTY IS EXCLUSIVE AND IN LIEU OF ALL OTHER OBLIGATIONS, LIABILITIES OR WARRANTIES. In no event shall Turnils or its licensed fabricators or distributors be liable or responsible for INCIDENTAL OR CONSEQUENTIAL DAMAGES or for any other direct or indirect damage, loss, cost, expense or fee.

Some states do not allow the exclusion or limitation of incidental or consequential damages, so this exclusion or limitation may not apply to you.



