


KENSINGTON

WINDOW EXPRESSIONS™



Product Reference & Price Guide

Roller and Roman Shades

May 2011



TABLE OF CONTENTS

| | |
|--|-------|
| Collections | 4-5 |
| Fabric Specifications..... | 6 |
| Features and Options | 6-7 |
| Light Control..... | 7 |
| How to Order | 8 |
| Roller Price Grids | 9-11 |
| Roman Price Grids | 12-17 |
| Specifications and Finished Dimensions | 18 |
| Deductions and Mounting Information (<i>Roller Shades</i>) | 18 |
| Mounting Information (<i>Roman Shades</i>) | 18 |
| Measuring Guidelines | 19 |
| Child Safety | 20 |
| Care and Cleaning | 20 |
| Warranty Information | 20 |
| Roller Shades Order Form | 21 |
| Roman Shades Order Form | 22 |



Kensington Roller & Roman Shades Program Summary



Roller Shades

- Roller Shades are traditional window coverings that offer countless decorative options.
- Ideal for all areas of the home, this product works well alone or with other window treatments.
- All fabrics may be used as Roller Shades and are marked with this logo.



Roman Shades

- Roman Shades are elegant window coverings that are raised in even folds.
- Available with classic hobbled or flat style folds.
- This stylish product enhances most décor and is often used in formal settings.
- Only select fabrics in this collection may accommodate the Roman style. These fabrics are noted with the Roman symbol the back of the swatch.

Fabrics

- This collection features various fabric styles and trends.
- Fabrics include: Screen Fabrics, Natural Fabrics, FR, and Room Darkening options.
- Various opacity and color options are sure to fit your décor needs.

Options

- Customize your shade order with mix and match options:
Valance and Cassette, Hems and Trim, and Roller and Roman style choices.

Hardware

- Kensington Roller and Roman Shades use Rollease® hardware systems.
- Each clutch will provide ease in operation and years of trouble free use.
- Every Kensington Roller and Roman Shade comes with a fabric wrapped bottom rail.



COLLECTIONS

| PATTERN NAME | COLOR NAME | SAMPLE SKU | FR FABRICS | ROMAN OPTION | OPACITY LEVEL | MINIMUM WIDTH | WIDTH STANDARD FABRIC ORIENTATION | PRICE GROUP |
|--------------------------|-------------------|------------|------------|--------------|---------------|---------------|-----------------------------------|-------------|
| COVENTRY | CAMEL | 32-0913 | | | 1 | 12" | 78" | 4 |
| COVENTRY | CLOUD | 32-0911 | | | 1 | 12" | 78" | 4 |
| COVENTRY | OASIS | 32-0912 | | | 1 | 12" | 78" | 4 |
| COVENTRY | SAND | 32-0882 | | | 1 | 12" | 78" | 4 |
| DOVER | STERLING | 27-2902 | | x | 5 | 12" | 78" | 2 |
| DOVER | WHEAT | 27-2905 | | x | 5 | 12" | 78" | 2 |
| DOVER | WHITE | 27-2901 | | x | 5 | 12" | 78" | 2 |
| ELEGANCE 10% | WHITE/WHITE | 71-0202 | x | x | 2 | 12" | 98" | 4 |
| ELEGANCE 10% | WHITE/LINEN | 71-0220 | x | x | 2 | 12" | 98" | 4 |
| ELEGANCE 10% | PERLE/LINEN | 71-0720 | x | x | 2 | 12" | 98" | 4 |
| ELEGANCE 10% | LINEN/LINEN | 71-2020 | x | x | 2 | 12" | 98" | 4 |
| ELEGANCE 10% | CHARCOAL/GRIS | 71-3001 | x | x | 2 | 12" | 98" | 4 |
| ELEGANCE 10% | CHARCOAL/BRONZE | 71-3006 | x | x | 2 | 12" | 98" | 4 |
| ELEGANCE 10% | CHARCOAL/CHARCOAL | 71-3030 | x | x | 2 | 12" | 98" | 4 |
| ELEGANCE 5% | WHITE/WHITE | 75-0202 | x | x | 2 | 12" | 98" | 4 |
| ELEGANCE 5% | WHITE/LINEN | 75-0220 | x | x | 2 | 12" | 98" | 4 |
| ELEGANCE 5% | PERLE/LINEN | 75-0720 | x | x | 2 | 12" | 98" | 4 |
| ELEGANCE 5% | LINEN/LINEN | 75-2020 | x | x | 2 | 12" | 98" | 4 |
| ELEGANCE 5% | CHARCOAL/GRIS | 75-3001 | x | x | 2 | 12" | 98" | 4 |
| ELEGANCE 5% | CHARCOAL/BRONZE | 75-3006 | x | x | 2 | 12" | 98" | 4 |
| ELEGANCE 5% | CHARCOAL/CHARCOAL | 75-3030 | x | x | 2 | 12" | 98" | 4 |
| ESFRON | AUTUMN | 49-0022 | x | x | 2 | 12" | 110" | 3 |
| ESFRON | BEIGE | 49-1024 | x | x | 2 | 12" | 110" | 3 |
| ESFRON | MOSS | 49-1025 | x | x | 2 | 12" | 110" | 3 |
| ESFRON | NATURAL | 49-1027 | x | x | 2 | 12" | 110" | 3 |
| ESFRON | STERLING | 49-1026 | x | x | 2 | 12" | 110" | 3 |
| ESFRON | WHITE | 49-1023 | x | x | 2 | 12" | 110" | 3 |
| LUMEN | GRAPHITE | 27-0016 | x | x | 2 | 12" | 94" | 2 |
| LUMEN | MUSHROOM | 27-0017 | x | x | 2 | 12" | 94" | 2 |
| LUMEN | ONYX | 27-0018 | x | x | 2 | 12" | 94" | 2 |
| LUMEN | WHEAT | 27-0025 | x | x | 2 | 12" | 94" | 2 |
| LUMEN | WHITE | 27-0002 | x | x | 2 | 12" | 94" | 2 |
| NORDICSCREEN BASKETWEAVE | WHITE | 91-0101 | x | x | 2 | 12" | 118" | 3 |
| NORDICSCREEN BASKETWEAVE | WHITE LINEN | 91-0102 | x | x | 2 | 12" | 118" | 3 |
| NORDICSCREEN BASKETWEAVE | BLACK BRONZE | 91-0406 | x | x | 2 | 12" | 118" | 3 |
| NORDICSCREEN BASKETWEAVE | BLACK | 91-0404 | x | x | 2 | 12" | 118" | 3 |
| NORDICSCREEN TWILL | WHITE | 92-0101 | x | x | 3 | 12" | 118" | 4 |
| NORDICSCREEN TWILL | WHITE LINEN | 92-0102 | x | x | 3 | 12" | 118" | 4 |
| NORDICSCREEN TWILL | WHITE BRONZE | 92-0106 | x | x | 3 | 12" | 118" | 4 |
| NORDICSCREEN TWILL | WHITE BLACK | 92-0104 | x | x | 3 | 12" | 118" | 4 |
| OXFORD | IVORY | 11-2905 | | x | 3 | 12" | 78" | 1 |
| OXFORD | NAVY | 11-2917 | | x | 3 | 12" | 78" | 1 |
| OXFORD | STERLING | 11-2902 | | x | 3 | 12" | 78" | 1 |
| OXFORD | WHEAT | 11-2906 | | x | 3 | 12" | 78" | 1 |
| OXFORD | WHITE | 11-2901 | | x | 3 | 12" | 78" | 1 |
| SIENA 3% | CHARCOAL/APRICOT | 83-3071 | x | x | 3 | 12" | 98" | 5 |
| SIENA 3% | CHARCOAL/BRONZE | 83-3006 | x | x | 3 | 12" | 98" | 5 |
| SIENA 3% | CHARCOAL/CHARCOAL | 83-3030 | x | x | 3 | 12" | 98" | 5 |
| SIENA 3% | LINEN/LINEN | 83-2020 | x | x | 3 | 12" | 98" | 5 |
| SIENA 3% | WHITE/LINEN | 83-0220 | x | x | 3 | 12" | 98" | 5 |
| SIENA 3% | WHITE/WHITE | 83-0202 | x | x | 3 | 12" | 98" | 5 |
| SIENA 5% | CHARCOAL/APRICOT | 85-3071 | x | x | 2 | 12" | 98" | 4 |
| SIENA 5% | CHARCOAL/BRONZE | 85-3006 | x | x | 2 | 12" | 98" | 4 |
| SIENA 5% | CHARCOAL/CHARCOAL | 85-3030 | x | x | 2 | 12" | 98" | 4 |
| SIENA 5% | LINEN/LINEN | 85-2020 | x | x | 2 | 12" | 98" | 4 |
| SIENA 5% | WHITE/LINEN | 85-0220 | x | x | 2 | 12" | 98" | 4 |
| SIENA 5% | WHITE/WHITE | 85-0202 | x | x | 2 | 12" | 98" | 4 |

Continued on the next page.

COLLECTIONS *CONTINUED*

| PATTERN NAME | COLOR NAME | SAMPLE SKU | FR FABRICS | ROMAN OPTION | OPACITY LEVEL | MINIMUM WIDTH | WIDTH STANDARD FABRIC ORIENTATION | PRICE GROUP |
|-----------------|-----------------|------------|------------|--------------|---------------|---------------|-----------------------------------|-------------|
| TIMELESS | EGGSHELL | 02-0223 | x | | 5 | 12" | 72" | 1 |
| TIMELESS | STARK WHITE | 02-0211 | x | | 5 | 12" | 72" | 1 |
| TIMELESS DUPLEX | CARAMEL | 04-0253 | x | | 5 | 12" | 72" | 1 |
| TIMELESS DUPLEX | MIDNIGHT BLACK | 04-0210 | x | | 5 | 12" | 72" | 1 |
| TIMELESS DUPLEX | MOSS | 04-0258 | x | | 5 | 12" | 72" | 1 |
| VELA | WHITE | 80-0002 | x | | 3 | 12" | 118" | 4 |
| VELA | STERLING | 80-0007 | x | | 3 | 12" | 118" | 4 |
| VELA | CHARCOAL BRONZE | 80-0015 | x | | 3 | 12" | 118" | 4 |
| VELA | PEARL LINEN | 80-0019 | x | | 3 | 12" | 118" | 4 |
| VELA | WHEAT | 80-0020 | x | | 3 | 12" | 118" | 4 |
| VELA | PEWTER | 80-0023 | x | | 3 | 12" | 118" | 4 |
| VELA | CHARCOAL | 80-0030 | x | | 3 | 12" | 118" | 4 |
| VILLA | HAVANA | 31-1102 | | x | 3 | 12" | 110" | 4 |
| VILLA | SUMMER COVE | 31-1103 | | x | 3 | 12" | 110" | 4 |
| VILLA | TAHA SANDA | 31-1104 | | x | 3 | 12" | 110" | 4 |

FABRIC/PRODUCT SPECIFICATIONS

FABRIC ORIENTATION

The fabrics used to make roller shades are of a limited width (*see collections chart*).

- Ordered shades that are within the maximum width of the fabric will be made with the fabric vertically oriented (*Fig. 1*).

- Ordered shades that are wider than the maximum fabric width will be made with the fabric turned width for height (horizontally oriented) (*Fig. 2*). This only applies to fabrics that can be turned width for height (railroaded).

- Ordered shades that are larger (both width-wise and height-wise) than the maximum fabric width will be made with a visible seam. (*Fig. 3*). This only applies to fabrics that can be turned width for height (railroaded).

STANDARD FABRIC ORIENTATION




Fig. 1

FABRIC TURNED WIDTH FOR HEIGHT




Fig. 2

LARGE SHADE MAY HAVE VISIBLE SEAMS



Fig. 3

FEATURES AND OPTIONS

DESIGN OPTIONS - ROLLER AND ROMAN

PLAIN HEMS

With plain hems, the fabric wrapped bottom rail is the bottom of the shade.

Plain hems are often the preferred way to finish the bottom of the shade when it is important to minimize light leakage on inside mounted applications. Decorative hems, particularly styles like Florence and Chalet, can leave light gaps between the sill and the trim even when the shade is in the fully lowered position.

PLAIN HEM

Wrapped



Fig. 4a

DECORATIVE HEMS

In addition to plain hems (*Fig. 4a*), there are seven decorative hem styles offered to enhance the appearance of the bottom of the shade. These decorative styles (*Fig. 4b*), are available for all fabrics except Siena, Lauren, Lumen and Terra.

The hem styles extend the fabric below the bottom rod of the shade. The Waterford Double pattern extends approximately 8" below the bottom rail. All other patterns extend about 6" below the rail.

When a decorative hem is used with outside mounted shades, be sure to allow sufficient overlap of the bottom sill to prevent light gaps.

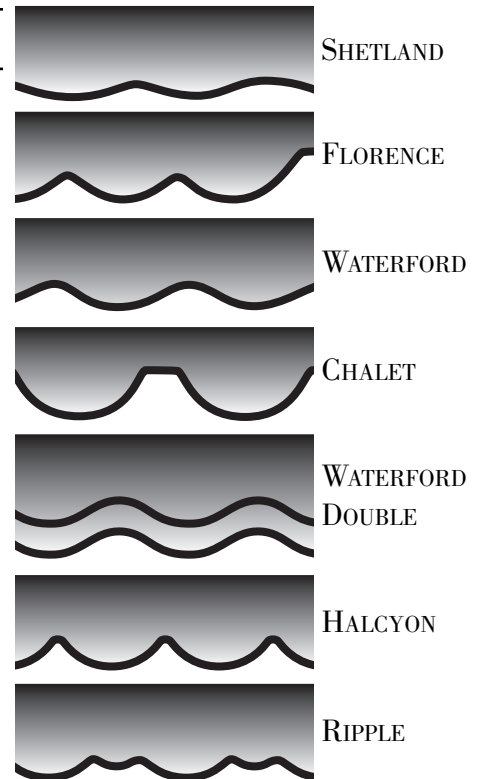


Fig. 4b

FEATURES AND OPTIONS CONTINUED

TRIMS

Decorative trims are available to accompany a plain or decorative hem. Colors are available to coordinate with the whole fabric collection. *(This option is not available for screen patterns such as Siena, Lauren, Lumen, Terra, NordicScreen and Elegance.)*



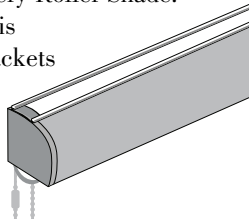
Standard Trim style

Available Colors:

- | | | |
|------------------|------------|---------------|
| Polar White M600 | Beige M602 | Nickel M603 |
| Ivory M601 | Coco M206 | Midnight M205 |

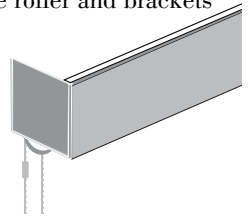
DESIGN OPTIONS - ROLLER ONLY 
**CASSETTE OPTION WITH
 OPTIONAL FABRIC INSERT**

- A traditional option available with every Roller Shade.
- The fabric optional wrapped cassette is rounded and covers the roller and brackets for a clean, coordinated look.
- Available in your choice of White, Black and Bronze.
- If you have a clutch color preference, please specify on order, otherwise your fabricator will choose based on your fabric decision.
- Some fabrics are not available as a fabric insert. Please contact your fabricator for details.



FASCIA OPTION

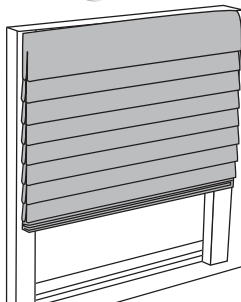
- Contemporary option available with every Roller Shade.
- The square aluminum fascia covers the roller and brackets for a clean, sophisticated look.
- Available in your choice of White, Black and Bronze.
- If you have a clutch color preference, please specify on order, otherwise your fabricator will choose based on your fabric decision.



DESIGN OPTIONS - ROMAN ONLY 
CLASSIC ROMAN

Classic Roman style shades incorporate the sculptural qualities of a traditional fabric billow to add dimension and interest to your windows *(Fig. 5a)*.

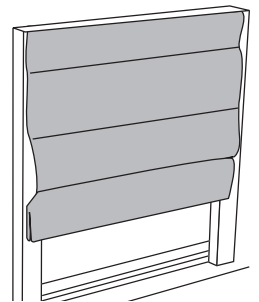
Fig. 5a



FLAT ROMAN

Flat Roman style shades offer a more contemporary approach to the classic. In the lowered position the fabric is the main focus. When raised the flat folds fall neatly behind one another for a clean look *(Fig. 5b)*.

Fig. 5b



LIGHT CONTROL

Opacity

- Our fabrics allow varying degrees of light into your room, depending on the pattern you choose.
- Some sheer and screen fabrics such as Lumen and Elegance allow full light access to your room during the day.
- Room darkening pattern options such as Timeless and Dover keep your room dark and block most of the sunlight.
- Choose the fabric by finding the opacity level you desire. Opacity levels vary from 1, being the most sheer to 5, which allows for complete blockage.

Look for the opacity scale on the back of every fabric divider.

OPACITY LEVEL

LEAST

MOST

1

2

3

4

5

HOW TO ORDER

The total retail price for a Roller Shade or a Roman Shade is determined by the following information:

- Fabric selection
- The size of the shade ordered
- Options requested

FABRIC SELECTION - Each fabric uses a separate price chart located in the pricing section, pages 9 through 17.

- **Size Limitations:** Some options are only available in restricted sizes.

SIZE OF SHADE - On the appropriate price chart, the shade's base price is determined by the size of the shade.

- Round **UP** the shade's measured width and height to the nearest width and height dimensions on the chart.
- Locate the shade's base price - follow down the column under the shade's rounded-up width until it crosses the line of prices for the shade's rounded-up height. Where the two intersect is the shade's correct base price.

REQUESTED OPTIONS - Below each price chart is information for that fabric's available options. Add the appropriate **surcharges** to the shade's base price to arrive at the shade's total price.

ORDERING TIPS - Use order forms on pages 21 and 22 when ordering Roller and Roman Shades:

- **Size Limitations:** Some options are only available in restricted sizes. See pages 4 and 5 for details by fabric.
- Be sure to use exact width and height dimensions when ordering.

IMPORTANT ORDERING INFORMATION

In addition to the correct price, all orders must include the following information:

- Fabric selection
- Color name and color number
- All options requested
- Position of controls, left or right side
- Accurate measurements for the shade's width and height
- Type of mounting required:
 - Inside Mount (IB)
 - Outside Mount (OB)

PRICING EXAMPLE - Determine the final price for the following shade (Fig. 6):

- Roller Shade
- Fabric: Oxford
- Size: 62" x 80"
- Options: Cassette and Decorative Hem

1. Locate the appropriate price chart, **Price Group 1A** on page 9.
2. Round **UP** the shade's measurements to the nearest width and height on the chart, **66" x 84"**.
3. Find the correct **base price**, where the rounded-up width price column crosses the rounded-up height price line. **\$243.00**
4. Add the **surcharge** for a Decorative Hem from the corresponding rounded-up width price column **+55.00**
5. Add the **surcharge** for a Cassette / Fascia from the corresponding rounded-up width price column **+75.00**
6. Add the three together for final price. **\$373.00**

PRICING EXAMPLE

| KENSINGTON ROLLER AND ROMAN SHADES | | | | | | | | | | | | 9 | | | | | | | | | | | | | | | | | |
|--|------|-----|-----|-----|-----|-----|-----|-----|-----|-----|-----|---|-----|------|------|------|------|-----|----|----|----|----|----|----|-----|-----|-----|-----|-----|
| PRICE GROUP 1A ROLLER SHADES R | | | | | | | | | | | | <ul style="list-style-type: none"> • Oxford (78") • Timeless (72") • Timeless Duplex (72") | | | | | | | | | | | | | | | | | |
| <i>Dimensions in parenthesis indicate standard widths. Some patterns may be turned width for height (railroaders).</i> | | | | | | | | | | | | | | | | | | | | | | | | | | | | | |
| Width: | 24" | 30" | 36" | 42" | 48" | 54" | 60" | 66" | 72" | 78" | 84" | 90" | 96" | 102" | 108" | 114" | 120" | | | | | | | | | | | | |
| Height To: | 36" | 96 | 107 | 122 | 137 | 148 | 158 | 170 | 181 | 215 | 245 | 293 | 301 | 312 | 320 | 330 | 339 | 349 | | | | | | | | | | | |
| | 42" | 98 | 110 | 126 | 141 | 153 | 164 | 176 | 188 | 223 | 253 | 302 | 313 | 323 | 333 | 342 | 354 | 363 | | | | | | | | | | | |
| | 48" | 100 | 113 | 129 | 146 | 158 | 168 | 184 | 198 | 231 | 261 | 313 | 323 | 335 | 345 | 356 | 368 | 378 | | | | | | | | | | | |
| | 54" | 102 | 117 | 133 | 150 | 163 | 174 | 190 | 206 | 238 | 269 | 323 | 335 | 347 | 358 | 369 | 380 | 392 | | | | | | | | | | | |
| | 60" | 105 | 119 | 137 | 153 | 168 | 180 | 196 | 213 | 246 | 278 | 335 | 347 | 358 | 371 | 383 | 394 | 406 | | | | | | | | | | | |
| | 66" | 107 | 122 | 141 | 159 | 173 | 186 | 202 | 220 | 254 | 287 | 345 | 357 | 371 | 383 | 396 | 408 | 421 | | | | | | | | | | | |
| | 72" | 109 | 125 | 144 | 163 | 179 | 191 | 209 | 228 | 261 | 294 | 355 | 369 | 382 | 395 | 410 | 422 | 435 | | | | | | | | | | | |
| | 78" | 112 | 128 | 148 | 168 | 184 | 197 | 215 | 234 | 270 | 303 | 365 | 379 | 394 | 407 | 422 | 436 | 449 | | | | | | | | | | | |
| | 84" | 114 | 131 | 151 | 171 | 189 | 207 | 226 | 245 | 283 | 317 | 381 | 395 | 411 | 425 | 441 | 455 | 469 | | | | | | | | | | | |
| | 90" | 117 | 134 | 155 | 175 | 194 | 209 | 228 | 248 | 286 | 320 | 386 | 401 | 417 | 433 | 448 | 463 | 479 | | | | | | | | | | | |
| | 96" | 120 | 137 | 159 | 181 | 198 | 214 | 235 | 256 | 294 | 328 | 397 | 413 | 429 | 445 | 461 | 477 | 494 | | | | | | | | | | | |
| | 102" | 121 | 140 | 163 | 185 | 204 | 221 | 242 | 264 | 301 | 337 | 407 | 424 | 441 | 457 | 475 | 490 | 508 | | | | | | | | | | | |
| | 108" | 124 | 143 | 166 | 190 | 209 | 226 | 248 | 271 | 309 | 345 | 418 | 435 | 453 | 470 | 487 | 505 | 522 | | | | | | | | | | | |
| | 114" | 126 | 146 | 170 | 194 | 214 | 231 | 254 | 278 | 316 | 354 | 428 | 446 | 464 | 483 | 501 | 519 | 537 | | | | | | | | | | | |
| | 120" | 128 | 149 | 173 | 198 | 219 | 237 | 261 | 286 | 324 | 362 | 439 | 457 | 476 | 495 | 513 | 532 | 551 | | | | | | | | | | | |
| DECORATIVE HEM SURCHARGE | | | | | | | | | | | | | | | | | | | | | | | | | | | | | |
| Width To: > 24" 30" 36" 42" 48" 54" 60" 66" 72" 78" 84" 90" 96" 102" 108" 114" 120" | | | | | | | | | | | | | | | | | | | | | | | | | | | | | |
| Add: | | | | | | | | | | | | | 33 | 36 | 40 | 42 | 45 | 49 | 51 | 55 | 59 | 61 | 65 | 68 | 70 | 75 | 78 | 80 | 84 |
| CASSETTE / FASCIA SURCHARGE | | | | | | | | | | | | | | | | | | | | | | | | | | | | | |
| Width To: > 24" 30" 36" 42" 48" 54" 60" 66" 72" 78" 84" 90" 96" 102" 108" 114" 120" | | | | | | | | | | | | | | | | | | | | | | | | | | | | | |
| Add: | | | | | | | | | | | | | 38 | 43 | 48 | 54 | 59 | 62 | 69 | 75 | 79 | 84 | 88 | 96 | 100 | 106 | 110 | 116 | 120 |
| PRICE GROUP 2A ROLLER SHADES R | | | | | | | | | | | | <ul style="list-style-type: none"> • Dover (78") • Lumen (94") | | | | | | | | | | | | | | | | | |
| <i>Dimensions in parenthesis indicate standard widths. Some patterns may be turned width for height (railroaders).</i> | | | | | | | | | | | | | | | | | | | | | | | | | | | | | |
| Width: | 24" | 30" | 36" | 42" | 48" | 54" | 60" | 66" | 72" | 78" | 84" | 90" | 96" | 102" | 108" | 114" | 120" | | | | | | | | | | | | |
| Height To: | 36" | 99 | 111 | 128 | 144 | 156 | 167 | 181 | 196 | 238 | 259 | 298 | 308 | 317 | 327 | 336 | 345 | 355 | | | | | | | | | | | |
| | 42" | 102 | 116 | 132 | 149 | 163 | 174 | 189 | 206 | 238 | 269 | 310 | 340 | 368 | 397 | 428 | 463 | 500 | | | | | | | | | | | |
| | 48" | 105 | 119 | 137 | 154 | 168 | 181 | 197 | 214 | 248 | 279 | 321 | 354 | 382 | 413 | 446 | 482 | 520 | | | | | | | | | | | |
| | 54" | 107 | 122 | 142 | 160 | 175 | 188 | 206 | 224 | 257 | 291 | 334 | 368 | 397 | 428 | 463 | 500 | 540 | | | | | | | | | | | |
| | 60" | 110 | 126 | 146 | 165 | 182 | 195 | 213 | 232 | 268 | 301 | 347 | 381 | 412 | 444 | 480 | 518 | 560 | | | | | | | | | | | |
| | 66" | 113 | 129 | 150 | 171 | 187 | 202 | 221 | 242 | 277 | 312 | 358 | 394 | 425 | 460 | 497 | 537 | 580 | | | | | | | | | | | |
| | 72" | 116 | 133 | 154 | 175 | 194 | 209 | 229 | 250 | 287 | 321 | 370 | 406 | 439 | 475 | 512 | 553 | 597 | | | | | | | | | | | |
| | 78" | 119 | 137 | 160 | 182 | 201 | 216 | 237 | 259 | 297 | 332 | 382 | 420 | 454 | 490 | 529 | 571 | 617 | | | | | | | | | | | |
| | 84" | 121 | 140 | 164 | 187 | 206 | 224 | 245 | 269 | 307 | 342 | 394 | 434 | 468 | 506 | 546 | 590 | 637 | | | | | | | | | | | |
| | 90" | 124 | 144 | 168 | 192 | 213 | 231 | 253 | 277 | 316 | 351 | 403 | 444 | 480 | 518 | 560 | 604 | 652 | | | | | | | | | | | |
| | 96" | 127 | 147 | 172 | 198 | 218 | 237 | 261 | 287 | 326 | 363 | 418 | 460 | 497 | 536 | 579 | 625 | 675 | | | | | | | | | | | |
| | 102" | 130 | 150 | 176 | 203 | 225 | 245 | 269 | 295 | 335 | 374 | 429 | 473 | 510 | 551 | 595 | 644 | 695 | | | | | | | | | | | |
| | 108" | 132 | 154 | 182 | 209 | 231 | 251 | 276 | 305 | 345 | 384 | 442 | 486 | 525 | 567 | 612 | 662 | 715 | | | | | | | | | | | |
| | 114" | 135 | 158 | 186 | 213 | 237 | 258 | 285 | 313 | 355 | 395 | 455 | 500 | 540 | 583 | 630 | 680 | 734 | | | | | | | | | | | |
| | 120" | 139 | 161 | 191 | 219 | 244 | 266 | 293 | 322 | 364 | 405 | 466 | 513 | 554 | 599 | 647 | 698 | 754 | | | | | | | | | | | |
| DECORATIVE HEM SURCHARGE | | | | | | | | | | | | | | | | | | | | | | | | | | | | | |
| Width To: > 24" 30" 36" 42" 48" 54" 60" 66" 72" 78" 84" 90" 96" 102" 108" 114" 120" | | | | | | | | | | | | | | | | | | | | | | | | | | | | | |
| Add: | | | | | | | | | | | | | 33 | 36 | 40 | 42 | 45 | 49 | 51 | 55 | 59 | 61 | 65 | 68 | 70 | 75 | 78 | 80 | 84 |
| CASSETTE / FASCIA SURCHARGE | | | | | | | | | | | | | | | | | | | | | | | | | | | | | |
| Width To: > 24" 30" 36" 42" 48" 54" 60" 66" 72" 78" 84" 90" 96" 102" 108" 114" 120" | | | | | | | | | | | | | | | | | | | | | | | | | | | | | |
| Add: | | | | | | | | | | | | | 38 | 43 | 48 | 54 | 59 | 62 | 69 | | | | | | | | | | |

PRICE GROUP **1A** **ROLLER SHADES**  • Oxford (78") • Timeless (72") • Timeless Duplex (72")

Dimensions in parenthesis indicate standard widths. Some patterns may be turned width for height (railroaded).

| Height To: | Width: | 24" | 30" | 36" | 42" | 48" | 54" | 60" | 66" | 72" | 78" | 84" | 90" | 96" | 102" | 108" | 114" | 120" |
|------------|--------|-----|-----|-----|-----|-----|-----|-----|-----|-----|-----|-----|-----|-----|------|------|------|------|
| | 36" | 96 | 107 | 122 | 137 | 148 | 158 | 170 | 184 | 198 | 215 | 225 | 233 | 301 | 312 | 320 | 330 | 339 |
| 42" | 98 | 110 | 126 | 141 | 153 | 164 | 176 | 191 | 205 | 223 | 253 | 302 | 313 | 323 | 333 | 342 | 354 | 363 |
| 48" | 100 | 113 | 129 | 146 | 158 | 168 | 184 | 198 | 212 | 231 | 261 | 313 | 323 | 335 | 345 | 356 | 368 | 378 |
| 54" | 102 | 117 | 133 | 150 | 163 | 174 | 190 | 206 | 220 | 238 | 269 | 323 | 335 | 347 | 358 | 369 | 380 | 392 |
| 60" | 105 | 119 | 137 | 153 | 168 | 180 | 196 | 213 | 227 | 246 | 278 | 335 | 347 | 358 | 371 | 383 | 394 | 406 |
| 66" | 107 | 122 | 141 | 159 | 173 | 186 | 202 | 221 | 235 | 254 | 287 | 345 | 357 | 371 | 383 | 396 | 408 | 421 |
| 72" | 109 | 125 | 144 | 163 | 179 | 191 | 209 | 228 | 242 | 261 | 294 | 355 | 369 | 382 | 395 | 410 | 422 | 435 |
| 78" | 112 | 128 | 148 | 168 | 184 | 197 | 215 | 235 | 249 | 270 | 303 | 365 | 379 | 394 | 407 | 422 | 436 | 449 |
| 84" | 114 | 131 | 151 | 172 | 189 | 203 | 222 | 243 | 257 | 277 | 312 | 376 | 391 | 405 | 420 | 435 | 449 | 464 |
| 90" | 117 | 134 | 155 | 175 | 194 | 209 | 228 | 250 | 264 | 286 | 320 | 386 | 401 | 417 | 433 | 448 | 463 | 479 |
| 96" | 120 | 137 | 159 | 181 | 198 | 214 | 235 | 256 | 270 | 294 | 328 | 397 | 413 | 429 | 445 | 461 | 477 | 494 |
| 102" | 121 | 140 | 163 | 185 | 204 | 221 | 242 | 264 | 278 | 301 | 337 | 407 | 424 | 441 | 457 | 475 | 490 | 508 |
| 108" | 124 | 143 | 166 | 190 | 209 | 226 | 248 | 271 | 285 | 309 | 345 | 418 | 435 | 453 | 470 | 487 | 505 | 522 |
| 114" | 126 | 146 | 170 | 194 | 214 | 231 | 254 | 278 | 292 | 316 | 354 | 428 | 446 | 464 | 483 | 501 | 519 | 537 |
| 120" | 128 | 149 | 173 | 198 | 219 | 237 | 261 | 286 | 300 | 324 | 362 | 439 | 457 | 476 | 495 | 513 | 532 | 551 |

DECORATIVE HEM SURCHARGE

| WIDTH TO: > | 24" | 30" | 36" | 42" | 48" | 54" | 60" | 66" | 72" | 78" | 84" | 90" | 96" | 102" | 108" | 114" | 120" |
|-------------|-----|-----|-----|-----|-----|-----|-----|-----|-----|-----|-----|-----|-----|------|------|------|------|
| Add: | 33 | 36 | 40 | 42 | 45 | 49 | 51 | 55 | 59 | 61 | 65 | 68 | 70 | 75 | 78 | 80 | 84 |

CASSETTE / FASCIA SURCHARGE

| WIDTH TO: > | 24" | 30" | 36" | 42" | 48" | 54" | 60" | 66" | 72" | 78" | 84" | 90" | 96" | 102" | 108" | 114" | 120" |
|-------------|-----|-----|-----|-----|-----|-----|-----|-----|-----|-----|-----|-----|-----|------|------|------|------|
| Add: | 38 | 43 | 48 | 54 | 59 | 62 | 69 | 75 | 79 | 84 | 88 | 96 | 100 | 106 | 110 | 116 | 120 |

PRICE GROUP **2A** **ROLLER SHADES**  • Dover (78") • Lumen (94")

Dimensions in parenthesis indicate standard widths. Some patterns may be turned width for height (railroaded).


| Height To: | Width: | 24" | 30" | 36" | 42" | 48" | 54" | 60" | 66" | 72" | 78" | 84" | 90" | 96" | 102" | 108" | 114" | 120" |
|------------|--------|-----|-----|-----|-----|-----|-----|-----|-----|-----|-----|-----|-----|-----|------|------|------|------|
| | 36" | 99 | 111 | 128 | 144 | 156 | 167 | 181 | 196 | 210 | 228 | 259 | 298 | 308 | 317 | 327 | 336 | 345 |
| 42" | 102 | 116 | 132 | 149 | 163 | 174 | 189 | 206 | 220 | 238 | 269 | 310 | 340 | 368 | 397 | 428 | 463 | 500 |
| 48" | 105 | 119 | 137 | 154 | 168 | 181 | 197 | 214 | 228 | 248 | 279 | 321 | 354 | 382 | 413 | 446 | 482 | 520 |
| 54" | 107 | 122 | 142 | 160 | 175 | 188 | 206 | 224 | 240 | 257 | 291 | 334 | 368 | 397 | 428 | 463 | 500 | 540 |
| 60" | 110 | 126 | 146 | 165 | 182 | 195 | 213 | 232 | 248 | 268 | 301 | 347 | 381 | 412 | 444 | 480 | 518 | 560 |
| 66" | 113 | 129 | 150 | 171 | 187 | 202 | 221 | 242 | 257 | 277 | 312 | 358 | 394 | 425 | 460 | 497 | 537 | 580 |
| 72" | 116 | 133 | 154 | 175 | 194 | 209 | 229 | 250 | 264 | 287 | 321 | 370 | 406 | 439 | 475 | 512 | 553 | 597 |
| 78" | 119 | 137 | 160 | 182 | 201 | 216 | 237 | 259 | 273 | 297 | 332 | 382 | 420 | 454 | 490 | 529 | 571 | 617 |
| 84" | 121 | 140 | 164 | 187 | 206 | 224 | 245 | 269 | 283 | 307 | 342 | 394 | 434 | 468 | 506 | 546 | 590 | 637 |
| 90" | 124 | 144 | 168 | 192 | 213 | 231 | 253 | 277 | 291 | 316 | 351 | 403 | 444 | 480 | 518 | 560 | 604 | 652 |
| 96" | 127 | 147 | 172 | 198 | 218 | 237 | 261 | 287 | 301 | 326 | 363 | 418 | 460 | 497 | 536 | 579 | 625 | 675 |
| 102" | 130 | 150 | 176 | 203 | 225 | 245 | 269 | 295 | 309 | 335 | 374 | 429 | 473 | 510 | 551 | 595 | 644 | 695 |
| 108" | 132 | 154 | 182 | 209 | 231 | 251 | 276 | 305 | 319 | 345 | 384 | 442 | 486 | 525 | 567 | 612 | 662 | 715 |
| 114" | 135 | 158 | 186 | 213 | 237 | 258 | 285 | 313 | 327 | 355 | 395 | 455 | 500 | 540 | 583 | 630 | 680 | 734 |
| 120" | 139 | 161 | 191 | 219 | 244 | 266 | 293 | 322 | 336 | 364 | 405 | 466 | 513 | 554 | 599 | 647 | 698 | 754 |

DECORATIVE HEM SURCHARGE

| WIDTH TO: > | 24" | 30" | 36" | 42" | 48" | 54" | 60" | 66" | 72" | 78" | 84" | 90" | 96" | 102" | 108" | 114" | 120" |
|-------------|-----|-----|-----|-----|-----|-----|-----|-----|-----|-----|-----|-----|-----|------|------|------|------|
| Add: | 33 | 36 | 40 | 42 | 45 | 49 | 51 | 55 | 59 | 61 | 65 | 68 | 70 | 75 | 78 | 80 | 84 |

CASSETTE / FASCIA SURCHARGE

| WIDTH TO: > | 24" | 30" | 36" | 42" | 48" | 54" | 60" | 66" | 72" | 78" | 84" | 90" | 96" | 102" | 108" | 114" | 120" |
|-------------|-----|-----|-----|-----|-----|-----|-----|-----|-----|-----|-----|-----|-----|------|------|------|------|
| Add: | 38 | 43 | 48 | 54 | 59 | 62 | 69 | 75 | 79 | 84 | 88 | 96 | 100 | 106 | 110 | 116 | 120 |

PRICE GROUP **3A** **ROLLER SHADES**  • Esfron (110") • Villa (110")
 • NordicScreen Basketweave (118")

Dimensions in parenthesis indicate standard widths. Some patterns may be turned width for height (railroaded).

| Height To: | Width: | 24" | 30" | 36" | 42" | 48" | 54" | 60" | 66" | 72" | 78" | 84" | 90" | 96" | 102" | 108" | 114" | 120" |
|------------|--------|-----|-----|-----|-----|-----|-----|-----|-----|-----|-----|-----|-----|-----|------|------|------|------|
| | 36" | 105 | 120 | 139 | 156 | 172 | 185 | 202 | 219 | 253 | 287 | 345 | 358 | 372 | 384 | 398 | 411 | 424 |
| 42" | 109 | 124 | 144 | 164 | 180 | 194 | 212 | 231 | 267 | 300 | 362 | 377 | 391 | 405 | 420 | 434 | 448 | |
| 48" | 112 | 129 | 150 | 171 | 188 | 204 | 223 | 243 | 279 | 314 | 380 | 396 | 411 | 426 | 442 | 457 | 473 | |
| 54" | 117 | 133 | 156 | 179 | 196 | 213 | 233 | 255 | 293 | 329 | 398 | 414 | 432 | 447 | 464 | 481 | 498 | |
| 60" | 120 | 139 | 162 | 185 | 206 | 223 | 244 | 268 | 306 | 342 | 416 | 433 | 450 | 468 | 487 | 504 | 522 | |
| 66" | 124 | 143 | 168 | 192 | 213 | 231 | 255 | 279 | 319 | 357 | 433 | 452 | 471 | 490 | 509 | 527 | 546 | |
| 72" | 127 | 148 | 173 | 200 | 222 | 242 | 266 | 292 | 332 | 371 | 450 | 470 | 490 | 511 | 531 | 551 | 571 | |
| 78" | 130 | 152 | 180 | 207 | 230 | 250 | 276 | 303 | 345 | 385 | 468 | 489 | 510 | 531 | 553 | 575 | 596 | |
| 84" | 134 | 158 | 186 | 214 | 238 | 260 | 287 | 316 | 358 | 399 | 486 | 508 | 531 | 553 | 575 | 597 | 621 | |
| 90" | 138 | 162 | 191 | 221 | 246 | 269 | 298 | 328 | 372 | 413 | 503 | 527 | 550 | 574 | 597 | 622 | 646 | |
| 96" | 142 | 166 | 197 | 228 | 255 | 279 | 309 | 340 | 384 | 427 | 521 | 546 | 570 | 595 | 620 | 646 | 670 | |
| 102" | 145 | 171 | 203 | 235 | 264 | 288 | 319 | 353 | 398 | 442 | 539 | 565 | 590 | 616 | 643 | 668 | 694 | |
| 108" | 149 | 175 | 209 | 243 | 272 | 298 | 330 | 364 | 411 | 456 | 557 | 583 | 610 | 637 | 665 | 692 | 719 | |
| 114" | 152 | 181 | 215 | 250 | 279 | 307 | 340 | 376 | 424 | 469 | 573 | 602 | 631 | 658 | 687 | 716 | 743 | |
| 120" | 156 | 185 | 221 | 257 | 288 | 316 | 351 | 389 | 437 | 484 | 591 | 621 | 650 | 679 | 709 | 738 | 769 | |

DECORATIVE HEM SURCHARGE

| WIDTH TO: > | 24" | 30" | 36" | 42" | 48" | 54" | 60" | 66" | 72" | 78" | 84" | 90" | 96" | 102" | 108" | 114" | 120" |
|-------------|-----|-----|-----|-----|-----|-----|-----|-----|-----|-----|-----|-----|-----|------|------|------|------|
| Add: | 33 | 36 | 40 | 42 | 45 | 49 | 51 | 55 | 59 | 61 | 65 | 68 | 70 | 75 | 78 | 80 | 84 |

CASSETTE / FASCIA SURCHARGE

| WIDTH TO: > | 24" | 30" | 36" | 42" | 48" | 54" | 60" | 66" | 72" | 78" | 84" | 90" | 96" | 102" | 108" | 114" | 120" |
|-------------|-----|-----|-----|-----|-----|-----|-----|-----|-----|-----|-----|-----|-----|------|------|------|------|
| Add: | 38 | 43 | 48 | 54 | 59 | 62 | 69 | 75 | 79 | 84 | 88 | 96 | 100 | 106 | 110 | 116 | 120 |

PRICE GROUP **4A** **ROLLER SHADES**  • Elegance 5% (98") • Elegance 10% (98")
 • Siena 5% (98") • Vela (118")
 • NordicScreen Twill (118")

Dimensions in parenthesis indicate standard widths. Some patterns may be turned width for height (railroaded).

| Height To: | Width: | 24" | 30" | 36" | 42" | 48" | 54" | 60" | 66" | 72" | 78" | 84" | 90" | 96" | 102" | 108" | 114" | 120" |
|------------|--------|-----|-----|-----|-----|-----|-----|-----|-----|-----|-----|-----|-----|-----|------|------|------|------|
| | 36" | 106 | 122 | 141 | 160 | 175 | 189 | 206 | 225 | 259 | 293 | 331 | 348 | 364 | 382 | 399 | 417 | 435 |
| 42" | 110 | 127 | 147 | 168 | 184 | 198 | 217 | 238 | 274 | 308 | 350 | 369 | 386 | 405 | 423 | 442 | 461 | |
| 48" | 113 | 131 | 153 | 175 | 193 | 209 | 229 | 250 | 288 | 323 | 369 | 387 | 407 | 427 | 447 | 467 | 487 | |
| 54" | 118 | 137 | 160 | 183 | 202 | 219 | 240 | 264 | 301 | 338 | 386 | 407 | 428 | 449 | 471 | 491 | 512 | |
| 60" | 122 | 142 | 166 | 191 | 211 | 229 | 252 | 276 | 316 | 353 | 405 | 427 | 449 | 471 | 495 | 517 | 539 | |
| 66" | 126 | 146 | 172 | 198 | 221 | 238 | 264 | 289 | 330 | 369 | 424 | 447 | 471 | 495 | 519 | 542 | 565 | |
| 72" | 129 | 151 | 179 | 206 | 228 | 249 | 275 | 301 | 343 | 383 | 442 | 468 | 492 | 517 | 542 | 567 | 591 | |
| 78" | 133 | 156 | 185 | 213 | 237 | 259 | 287 | 315 | 357 | 398 | 461 | 487 | 513 | 540 | 566 | 592 | 617 | |
| 84" | 138 | 161 | 191 | 221 | 246 | 269 | 298 | 328 | 372 | 413 | 480 | 507 | 534 | 562 | 590 | 616 | 645 | |
| 90" | 141 | 166 | 197 | 228 | 255 | 279 | 309 | 340 | 385 | 427 | 499 | 527 | 557 | 585 | 613 | 643 | 671 | |
| 96" | 145 | 171 | 204 | 235 | 265 | 289 | 320 | 354 | 399 | 443 | 518 | 547 | 578 | 607 | 637 | 667 | 697 | |
| 102" | 149 | 175 | 209 | 244 | 272 | 298 | 332 | 366 | 413 | 458 | 537 | 568 | 599 | 630 | 660 | 692 | 723 | |
| 108" | 153 | 181 | 216 | 251 | 281 | 309 | 342 | 379 | 427 | 474 | 555 | 587 | 620 | 652 | 685 | 717 | 750 | |
| 114" | 156 | 186 | 223 | 258 | 291 | 319 | 354 | 392 | 441 | 488 | 573 | 608 | 642 | 675 | 709 | 742 | 776 | |
| 120" | 161 | 191 | 228 | 267 | 299 | 329 | 365 | 405 | 455 | 503 | 592 | 628 | 663 | 697 | 732 | 768 | 801 | |

DECORATIVE HEM SURCHARGE

| WIDTH TO: > | 24" | 30" | 36" | 42" | 48" | 54" | 60" | 66" | 72" | 78" | 84" | 90" | 96" | 102" | 108" | 114" | 120" |
|-------------|-----|-----|-----|-----|-----|-----|-----|-----|-----|-----|-----|-----|-----|------|------|------|------|
| Add: | 33 | 36 | 40 | 42 | 45 | 49 | 51 | 55 | 59 | 61 | 65 | 68 | 70 | 75 | 78 | 80 | 84 |

CASSETTE / FASCIA SURCHARGE

| WIDTH TO: > | 24" | 30" | 36" | 42" | 48" | 54" | 60" | 66" | 72" | 78" | 84" | 90" | 96" | 102" | 108" | 114" | 120" |
|-------------|-----|-----|-----|-----|-----|-----|-----|-----|-----|-----|-----|-----|-----|------|------|------|------|
| Add: | 38 | 43 | 48 | 54 | 59 | 62 | 69 | 75 | 79 | 84 | 88 | 96 | 100 | 106 | 110 | 116 | 120 |

| | | |
|---|----------------------|---|
| PRICE GROUP 5A | ROLLER SHADES | <ul style="list-style-type: none"> • Coventry (78") • Siena 3% (98") <p style="font-size: 0.8em; margin-top: 10px;"><i>Dimensions in parenthesis indicate standard widths. Some patterns may be turned width for height (railroaded).</i></p> |
|---|----------------------|---|


| Height To: | Width: | 24" | 30" | 36" | 42" | 48" | 54" | 60" | 66" | 72" | 78" | 84" | 90" | 96" | 102" | 108" | 114" | 120" |
|-------------|------------|-----|-----|-----|-----|-----|-----|-----|-----|-----|-----|-----|-----|-----|------|------|------|------|
| | 36" | 114 | 132 | 154 | 176 | 195 | 212 | 233 | 255 | 293 | 328 | 398 | 415 | 432 | 448 | 465 | 482 | 499 |
| 42" | 120 | 139 | 163 | 187 | 207 | 225 | 248 | 272 | 311 | 349 | 423 | 441 | 460 | 479 | 497 | 516 | 534 | |
| 48" | 124 | 145 | 171 | 197 | 218 | 238 | 263 | 289 | 330 | 369 | 447 | 468 | 487 | 508 | 528 | 549 | 568 | |
| 54" | 129 | 151 | 180 | 207 | 231 | 251 | 278 | 306 | 348 | 387 | 471 | 495 | 517 | 539 | 560 | 582 | 604 | |
| 60" | 134 | 158 | 187 | 216 | 243 | 265 | 293 | 323 | 366 | 408 | 498 | 520 | 544 | 568 | 591 | 615 | 638 | |
| 66" | 139 | 165 | 195 | 227 | 253 | 278 | 308 | 339 | 384 | 427 | 522 | 547 | 572 | 597 | 624 | 649 | 674 | |
| 72" | 144 | 171 | 204 | 236 | 265 | 291 | 323 | 357 | 403 | 447 | 546 | 573 | 601 | 628 | 654 | 681 | 709 | |
| 78" | 149 | 176 | 212 | 246 | 276 | 305 | 338 | 374 | 422 | 468 | 571 | 601 | 629 | 657 | 687 | 715 | 743 | |
| 84" | 153 | 184 | 221 | 257 | 289 | 317 | 353 | 391 | 440 | 487 | 596 | 627 | 657 | 687 | 717 | 749 | 779 | |
| 90" | 159 | 190 | 228 | 267 | 300 | 331 | 369 | 407 | 459 | 507 | 621 | 653 | 685 | 717 | 750 | 781 | 813 | |
| 96" | 165 | 196 | 236 | 276 | 312 | 343 | 383 | 424 | 477 | 534 | 646 | 679 | 713 | 747 | 781 | 815 | 848 | |
| 102" | 169 | 203 | 245 | 287 | 323 | 357 | 398 | 442 | 496 | 547 | 671 | 706 | 741 | 777 | 813 | 848 | 883 | |
| 108" | 174 | 209 | 253 | 296 | 335 | 370 | 413 | 459 | 513 | 568 | 695 | 732 | 770 | 806 | 844 | 881 | 919 | |
| 114" | 180 | 215 | 261 | 306 | 347 | 383 | 427 | 476 | 532 | 587 | 720 | 759 | 798 | 833 | 876 | 915 | 953 | |
| 120" | 184 | 222 | 269 | 316 | 358 | 396 | 442 | 492 | 550 | 607 | 744 | 785 | 826 | 866 | 907 | 947 | 988 | |

DECORATIVE HEM SURCHARGE

| WIDTH TO: > | 24" | 30" | 36" | 42" | 48" | 54" | 60" | 66" | 72" | 78" | 84" | 90" | 96" | 102" | 108" | 114" | 120" |
|-------------|-----|-----|-----|-----|-----|-----|-----|-----|-----|-----|-----|-----|-----|------|------|------|------|
| Add: | 33 | 36 | 40 | 42 | 45 | 49 | 51 | 55 | 59 | 61 | 65 | 68 | 70 | 75 | 78 | 80 | 84 |


CASSETTE / FASCIA SURCHARGE

| WIDTH TO: > | 24" | 30" | 36" | 42" | 48" | 54" | 60" | 66" | 72" | 78" | 84" | 90" | 96" | 102" | 108" | 114" | 120" |
|-------------|-----|-----|-----|-----|-----|-----|-----|-----|-----|-----|-----|-----|-----|------|------|------|------|
| Add: | 38 | 43 | 48 | 54 | 59 | 62 | 69 | 75 | 79 | 84 | 88 | 96 | 100 | 106 | 110 | 116 | 120 |

| | | | | | | | | | | | | | | | | | | | |
|---|--------|---|-----|-----|-----|-----|-----|-----|-----|-----|------|----------------|------|------|------|------|------|------|--|
| PRICE GROUP | | ROMAN SHADES  | | | | | | | | | | • Oxford (78") | | | | | | | |
| 1B | | CLASSIC | | | | | | | | | | | | | | | | | |
| <i>Dimensions in parenthesis indicate standard widths. Some patterns may be turned width for height (railroaded).</i> | | | | | | | | | | | | | | | | | | | |
| Height To: | Width: | 24" | 30" | 36" | 42" | 48" | 54" | 60" | 66" | 72" | 78" | 84" | 90" | 96" | 102" | 108" | 114" | 120" | |
| | 36" | 229 | 257 | 292 | 328 | 355 | 378 | 408 | 441 | 517 | 587 | 703 | 723 | 748 | 769 | 791 | 814 | 837 | |
| | 42" | 234 | 265 | 302 | 338 | 368 | 393 | 423 | 459 | 534 | 607 | 726 | 751 | 776 | 799 | 822 | 849 | 872 | |
| | 48" | 239 | 272 | 310 | 350 | 378 | 403 | 441 | 476 | 554 | 627 | 751 | 776 | 804 | 829 | 854 | 882 | 907 | |
| | 54" | 244 | 280 | 320 | 360 | 391 | 418 | 456 | 494 | 572 | 645 | 776 | 804 | 832 | 859 | 885 | 912 | 940 | |
| | 60" | 252 | 285 | 328 | 368 | 403 | 431 | 471 | 512 | 590 | 668 | 804 | 832 | 859 | 890 | 920 | 945 | 975 | |
| | 66" | 257 | 292 | 338 | 381 | 416 | 446 | 484 | 529 | 610 | 688 | 829 | 857 | 890 | 920 | 950 | 980 | 1011 | |
| | 72" | 262 | 300 | 345 | 391 | 428 | 459 | 501 | 547 | 627 | 706 | 852 | 885 | 917 | 948 | 983 | 1013 | 1043 | |
| | 78" | 270 | 307 | 355 | 403 | 441 | 474 | 517 | 564 | 648 | 728 | 877 | 910 | 945 | 978 | 1013 | 1046 | 1079 | |
| | 84" | 275 | 315 | 363 | 413 | 454 | 486 | 532 | 582 | 665 | 748 | 902 | 937 | 973 | 1008 | 1043 | 1079 | 1114 | |
| | 90" | 280 | 323 | 373 | 421 | 466 | 501 | 547 | 600 | 685 | 769 | 927 | 963 | 1000 | 1038 | 1076 | 1111 | 1149 | |
| | 96" | 287 | 328 | 381 | 433 | 476 | 514 | 564 | 615 | 706 | 786 | 953 | 990 | 1031 | 1068 | 1106 | 1144 | 1184 | |
| | 102" | 290 | 335 | 391 | 444 | 489 | 529 | 580 | 633 | 723 | 809 | 978 | 1018 | 1058 | 1096 | 1139 | 1177 | 1220 | |
| | 108" | 297 | 343 | 398 | 456 | 501 | 542 | 595 | 650 | 741 | 829 | 1003 | 1043 | 1086 | 1129 | 1169 | 1212 | 1252 | |
| 114" | 302 | 350 | 408 | 466 | 514 | 554 | 610 | 668 | 759 | 849 | 1028 | 1071 | 1114 | 1159 | 1202 | 1245 | 1288 | | |
| 120" | 307 | 358 | 416 | 476 | 527 | 570 | 627 | 685 | 779 | 869 | 1053 | 1096 | 1142 | 1187 | 1232 | 1278 | 1323 | | |


DECORATIVE HEM SURCHARGE

| | | | | | | | | | | | | | | | | | |
|-------------|-----|-----|-----|-----|-----|-----|-----|-----|-----|-----|-----|-----|-----|------|------|------|------|
| WIDTH TO: > | 24" | 30" | 36" | 42" | 48" | 54" | 60" | 66" | 72" | 78" | 84" | 90" | 96" | 102" | 108" | 114" | 120" |
| Add: | 33 | 36 | 40 | 42 | 45 | 49 | 51 | 55 | 59 | 61 | 65 | 68 | 70 | 75 | 78 | 80 | 84 |

| | | | | | | | | | | | | | | | | | | | |
|---|--------|---|-----|-----|-----|-----|-----|-----|-----|-----|-----|----------------|-----|-----|------|------|------|------|--|
| PRICE GROUP | | ROMAN SHADES  | | | | | | | | | | • Oxford (78") | | | | | | | |
| 1C | | FLAT | | | | | | | | | | | | | | | | | |
| <i>Dimensions in parenthesis indicate standard widths. Some patterns may be turned width for height (railroaded).</i> | | | | | | | | | | | | | | | | | | | |
| Height To: | Width: | 24" | 30" | 36" | 42" | 48" | 54" | 60" | 66" | 72" | 78" | 84" | 90" | 96" | 102" | 108" | 114" | 120" | |
| | 36" | 191 | 214 | 244 | 273 | 296 | 315 | 340 | 368 | 431 | 489 | 586 | 603 | 624 | 641 | 659 | 678 | 697 | |
| | 42" | 195 | 221 | 252 | 281 | 307 | 328 | 353 | 382 | 445 | 506 | 605 | 626 | 647 | 666 | 685 | 708 | 727 | |
| | 48" | 200 | 227 | 258 | 292 | 315 | 336 | 368 | 397 | 462 | 523 | 626 | 647 | 670 | 691 | 712 | 735 | 756 | |
| | 54" | 204 | 233 | 267 | 300 | 326 | 349 | 380 | 412 | 477 | 538 | 647 | 670 | 693 | 716 | 737 | 760 | 783 | |
| | 60" | 210 | 237 | 273 | 307 | 336 | 359 | 393 | 426 | 491 | 557 | 670 | 693 | 716 | 741 | 767 | 788 | 813 | |
| | 66" | 214 | 244 | 281 | 317 | 347 | 372 | 403 | 441 | 508 | 573 | 691 | 714 | 741 | 767 | 792 | 817 | 842 | |
| | 72" | 218 | 250 | 288 | 326 | 357 | 382 | 418 | 456 | 523 | 588 | 710 | 737 | 764 | 790 | 819 | 844 | 869 | |
| | 78" | 225 | 256 | 296 | 336 | 368 | 395 | 431 | 470 | 540 | 607 | 731 | 758 | 788 | 815 | 844 | 872 | 899 | |
| | 84" | 229 | 263 | 302 | 344 | 378 | 405 | 443 | 485 | 554 | 624 | 752 | 781 | 811 | 840 | 869 | 899 | 928 | |
| | 90" | 233 | 269 | 311 | 351 | 389 | 418 | 456 | 500 | 571 | 641 | 773 | 802 | 834 | 865 | 897 | 926 | 958 | |
| | 96" | 239 | 273 | 317 | 361 | 397 | 428 | 470 | 512 | 588 | 655 | 794 | 825 | 859 | 890 | 922 | 953 | 987 | |
| | 102" | 242 | 279 | 326 | 370 | 407 | 441 | 483 | 527 | 603 | 674 | 815 | 848 | 882 | 914 | 949 | 981 | 1016 | |
| | 108" | 248 | 286 | 332 | 380 | 418 | 452 | 496 | 542 | 617 | 691 | 836 | 869 | 905 | 941 | 974 | 1010 | 1044 | |
| 114" | 252 | 292 | 340 | 389 | 428 | 462 | 508 | 557 | 632 | 708 | 857 | 893 | 928 | 966 | 1002 | 1037 | 1073 | | |
| 120" | 256 | 298 | 347 | 397 | 439 | 475 | 523 | 571 | 649 | 725 | 878 | 914 | 951 | 989 | 1027 | 1065 | 1103 | | |


DECORATIVE HEM SURCHARGE

| | | | | | | | | | | | | | | | | | |
|-------------|-----|-----|-----|-----|-----|-----|-----|-----|-----|-----|-----|-----|-----|------|------|------|------|
| WIDTH TO: > | 24" | 30" | 36" | 42" | 48" | 54" | 60" | 66" | 72" | 78" | 84" | 90" | 96" | 102" | 108" | 114" | 120" |
| Add: | 33 | 36 | 40 | 42 | 45 | 49 | 51 | 55 | 59 | 61 | 65 | 68 | 70 | 75 | 78 | 80 | 84 |

| | | | | | | | | | | | | | | | | | | |
|---|--------|---|-----|-----|-----|-----|-----|-----|-----|-----|------|------|---------------|------|---------------|------|------|------|
| PRICE GROUP | | ROMAN SHADES  | | | | | | | | | | | • Dover (78") | | • Lumen (94") | | | |
| 2B | | CLASSIC | | | | | | | | | | | | | | | | |
| <i>Dimensions in parenthesis indicate standard widths. Some patterns may be turned width for height (railroaded).</i> | | | | | | | | | | | | | | | | | | |
| Height To: | Width: | 24" | 30" | 36" | 42" | 48" | 54" | 60" | 66" | 72" | 78" | 84" | 90" | 96" | 102" | 108" | 114" | 120" |
| | 36" | 237 | 267 | 307 | 345 | 375 | 401 | 433 | 471 | 547 | 622 | 716 | 738 | 761 | 784 | 806 | 829 | 852 |
| | 42" | 244 | 277 | 318 | 358 | 391 | 418 | 454 | 494 | 572 | 645 | 743 | 816 | 882 | 953 | 1028 | 1111 | 1200 |
| | 48" | 252 | 285 | 328 | 370 | 403 | 433 | 474 | 514 | 595 | 670 | 771 | 849 | 917 | 990 | 1071 | 1157 | 1247 |
| | 54" | 257 | 292 | 340 | 383 | 421 | 451 | 494 | 537 | 617 | 698 | 801 | 882 | 953 | 1028 | 1111 | 1200 | 1295 |
| | 60" | 265 | 302 | 350 | 396 | 436 | 469 | 512 | 557 | 643 | 723 | 832 | 915 | 988 | 1066 | 1152 | 1242 | 1343 |
| | 66" | 272 | 310 | 360 | 411 | 449 | 484 | 529 | 580 | 665 | 748 | 859 | 945 | 1021 | 1104 | 1192 | 1288 | 1391 |
| | 72" | 277 | 320 | 370 | 421 | 466 | 501 | 549 | 600 | 688 | 771 | 887 | 975 | 1053 | 1139 | 1230 | 1328 | 1434 |
| | 78" | 285 | 328 | 383 | 436 | 481 | 519 | 570 | 622 | 713 | 796 | 917 | 1008 | 1089 | 1177 | 1270 | 1371 | 1482 |
| | 84" | 290 | 335 | 393 | 449 | 494 | 537 | 587 | 645 | 736 | 822 | 945 | 1041 | 1124 | 1215 | 1310 | 1416 | 1530 |
| | 90" | 297 | 345 | 403 | 461 | 512 | 554 | 607 | 665 | 759 | 842 | 968 | 1066 | 1152 | 1242 | 1343 | 1449 | 1565 |
| | 96" | 305 | 353 | 413 | 476 | 524 | 570 | 627 | 688 | 781 | 872 | 1003 | 1104 | 1192 | 1285 | 1389 | 1499 | 1620 |
| | 102" | 312 | 360 | 423 | 486 | 539 | 587 | 645 | 708 | 804 | 897 | 1031 | 1134 | 1225 | 1323 | 1429 | 1545 | 1668 |
| 108" | 318 | 370 | 436 | 501 | 554 | 602 | 663 | 731 | 829 | 922 | 1061 | 1167 | 1260 | 1361 | 1469 | 1588 | 1716 | |
| 114" | 325 | 378 | 446 | 512 | 570 | 620 | 683 | 751 | 852 | 948 | 1091 | 1200 | 1295 | 1399 | 1512 | 1633 | 1761 | |
| 120" | 333 | 386 | 459 | 527 | 585 | 638 | 703 | 774 | 874 | 973 | 1119 | 1232 | 1331 | 1436 | 1552 | 1676 | 1809 | |


DECORATIVE HEM SURCHARGE

| | | | | | | | | | | | | | | | | | |
|-------------|-----|-----|-----|-----|-----|-----|-----|-----|-----|-----|-----|-----|-----|------|------|------|------|
| WIDTH TO: > | 24" | 30" | 36" | 42" | 48" | 54" | 60" | 66" | 72" | 78" | 84" | 90" | 96" | 102" | 108" | 114" | 120" |
| Add: | 33 | 36 | 40 | 42 | 45 | 49 | 51 | 55 | 59 | 61 | 65 | 68 | 70 | 75 | 78 | 80 | 84 |

| | | | | | | | | | | | | | | | | | | |
|---|--------|---|-----|-----|-----|-----|-----|-----|-----|-----|-----|------|---------------|------|---------------|------|------|------|
| PRICE GROUP | | ROMAN SHADES  | | | | | | | | | | | • Dover (78") | | • Lumen (94") | | | |
| 2C | | FLAT | | | | | | | | | | | | | | | | |
| <i>Dimensions in parenthesis indicate standard widths. Some patterns may be turned width for height (railroaded).</i> | | | | | | | | | | | | | | | | | | |
| Height To: | Width: | 24" | 30" | 36" | 42" | 48" | 54" | 60" | 66" | 72" | 78" | 84" | 90" | 96" | 102" | 108" | 114" | 120" |
| | 36" | 197 | 223 | 256 | 288 | 313 | 334 | 361 | 393 | 456 | 519 | 596 | 615 | 634 | 653 | 672 | 691 | 710 |
| | 42" | 204 | 231 | 265 | 298 | 326 | 349 | 378 | 412 | 477 | 538 | 620 | 680 | 735 | 794 | 857 | 926 | 1000 |
| | 48" | 210 | 237 | 273 | 309 | 336 | 361 | 395 | 428 | 496 | 559 | 643 | 708 | 764 | 825 | 893 | 964 | 1040 |
| | 54" | 214 | 244 | 284 | 319 | 351 | 376 | 412 | 447 | 515 | 582 | 668 | 735 | 794 | 857 | 926 | 1000 | 1079 |
| | 60" | 221 | 252 | 292 | 330 | 363 | 391 | 426 | 464 | 536 | 603 | 693 | 762 | 823 | 888 | 960 | 1035 | 1119 |
| | 66" | 227 | 258 | 300 | 342 | 374 | 403 | 441 | 483 | 554 | 624 | 716 | 788 | 851 | 920 | 993 | 1073 | 1159 |
| | 72" | 231 | 267 | 309 | 351 | 389 | 418 | 458 | 500 | 573 | 643 | 739 | 813 | 878 | 949 | 1025 | 1107 | 1195 |
| | 78" | 237 | 273 | 319 | 363 | 401 | 433 | 475 | 519 | 594 | 664 | 764 | 840 | 907 | 981 | 1058 | 1142 | 1235 |
| | 84" | 242 | 279 | 328 | 374 | 412 | 447 | 489 | 538 | 613 | 685 | 788 | 867 | 937 | 1012 | 1092 | 1180 | 1275 |
| | 90" | 248 | 288 | 336 | 384 | 426 | 462 | 506 | 554 | 632 | 701 | 806 | 888 | 960 | 1035 | 1119 | 1208 | 1304 |
| | 96" | 254 | 294 | 344 | 397 | 437 | 475 | 523 | 573 | 651 | 727 | 836 | 920 | 993 | 1071 | 1157 | 1250 | 1350 |
| | 102" | 260 | 300 | 353 | 405 | 449 | 489 | 538 | 590 | 670 | 748 | 859 | 945 | 1021 | 1103 | 1191 | 1287 | 1390 |
| 108" | 265 | 309 | 363 | 418 | 462 | 502 | 552 | 609 | 691 | 769 | 884 | 972 | 1050 | 1134 | 1224 | 1323 | 1430 | |
| 114" | 271 | 315 | 372 | 426 | 475 | 517 | 569 | 626 | 710 | 790 | 909 | 1000 | 1079 | 1166 | 1260 | 1361 | 1468 | |
| 120" | 277 | 321 | 382 | 439 | 487 | 531 | 586 | 645 | 729 | 811 | 932 | 1027 | 1109 | 1197 | 1294 | 1397 | 1508 | |


DECORATIVE HEM SURCHARGE

| | | | | | | | | | | | | | | | | | |
|-------------|-----|-----|-----|-----|-----|-----|-----|-----|-----|-----|-----|-----|-----|------|------|------|------|
| WIDTH TO: > | 24" | 30" | 36" | 42" | 48" | 54" | 60" | 66" | 72" | 78" | 84" | 90" | 96" | 102" | 108" | 114" | 120" |
| Add: | 33 | 36 | 40 | 42 | 45 | 49 | 51 | 55 | 59 | 61 | 65 | 68 | 70 | 75 | 78 | 80 | 84 |

| | | | | | | | | | | | | | | | | | | |
|-------------|--------|---|-----|-----|-----|-----|-----|-----|------|------|------|------|--|------|------|------|------|------|
| PRICE GROUP | | ROMAN SHADES  | | | | | | | | | | | <ul style="list-style-type: none"> • Esfron (110") • Villa (110") • NordicScreen Basketweave (118") | | | | | |
| 3B | | CLASSIC | | | | | | | | | | | <i>Dimensions in parenthesis indicate standard widths. Some patterns may be turned width for height (railroaded).</i> | | | | | |
| Height To: | Width: | 24" | 30" | 36" | 42" | 48" | 54" | 60" | 66" | 72" | 78" | 84" | 90" | 96" | 102" | 108" | 114" | 120" |
| | 36" | 252 | 287 | 333 | 375 | 413 | 444 | 484 | 527 | 607 | 688 | 829 | 859 | 892 | 922 | 955 | 985 | 1018 |
| | 42" | 262 | 297 | 345 | 393 | 431 | 466 | 509 | 554 | 640 | 721 | 869 | 905 | 937 | 973 | 1008 | 1041 | 1076 |
| | 48" | 270 | 310 | 360 | 411 | 451 | 489 | 534 | 582 | 670 | 753 | 912 | 950 | 985 | 1023 | 1061 | 1096 | 1134 |
| | 54" | 280 | 320 | 375 | 428 | 471 | 512 | 559 | 612 | 703 | 789 | 955 | 993 | 1036 | 1074 | 1114 | 1154 | 1194 |
| | 60" | 287 | 333 | 388 | 444 | 494 | 534 | 585 | 643 | 733 | 822 | 998 | 1038 | 1081 | 1124 | 1169 | 1210 | 1252 |
| | 66" | 297 | 343 | 403 | 461 | 512 | 554 | 612 | 670 | 766 | 857 | 1038 | 1084 | 1131 | 1177 | 1222 | 1265 | 1310 |
| | 72" | 305 | 355 | 416 | 479 | 532 | 580 | 638 | 701 | 796 | 890 | 1081 | 1129 | 1177 | 1227 | 1275 | 1323 | 1371 |
| | 78" | 312 | 365 | 431 | 496 | 552 | 600 | 663 | 728 | 829 | 925 | 1124 | 1174 | 1225 | 1275 | 1328 | 1381 | 1431 |
| | 84" | 323 | 378 | 446 | 514 | 572 | 625 | 688 | 759 | 859 | 958 | 1167 | 1220 | 1275 | 1328 | 1381 | 1434 | 1489 |
| | 90" | 330 | 388 | 459 | 529 | 590 | 645 | 716 | 786 | 892 | 990 | 1207 | 1265 | 1320 | 1378 | 1434 | 1492 | 1550 |
| | 96" | 340 | 398 | 474 | 547 | 612 | 670 | 741 | 816 | 922 | 1026 | 1250 | 1310 | 1368 | 1429 | 1487 | 1550 | 1608 |
| | 102" | 348 | 411 | 486 | 564 | 633 | 690 | 766 | 847 | 955 | 1061 | 1293 | 1356 | 1416 | 1479 | 1542 | 1603 | 1666 |
| 108" | 358 | 421 | 501 | 582 | 653 | 716 | 791 | 874 | 985 | 1094 | 1336 | 1399 | 1464 | 1530 | 1595 | 1661 | 1726 | |
| 114" | 365 | 433 | 517 | 600 | 670 | 736 | 816 | 902 | 1018 | 1126 | 1376 | 1444 | 1515 | 1580 | 1648 | 1719 | 1784 | |
| 120" | 375 | 444 | 529 | 617 | 690 | 759 | 842 | 932 | 1048 | 1162 | 1419 | 1489 | 1560 | 1630 | 1701 | 1772 | 1845 | |


DECORATIVE HEM SURCHARGE

| | | | | | | | | | | | | | | | | | |
|-------------|-----|-----|-----|-----|-----|-----|-----|-----|-----|-----|-----|-----|-----|------|------|------|------|
| WIDTH TO: > | 24" | 30" | 36" | 42" | 48" | 54" | 60" | 66" | 72" | 78" | 84" | 90" | 96" | 102" | 108" | 114" | 120" |
| Add: | 33 | 36 | 40 | 42 | 45 | 49 | 51 | 55 | 59 | 61 | 65 | 68 | 70 | 75 | 78 | 80 | 84 |

| | | | | | | | | | | | | | | | | | | |
|-------------|--------|---|-----|-----|-----|-----|-----|-----|-----|-----|------|------|--|------|------|------|------|------|
| PRICE GROUP | | ROMAN SHADES  | | | | | | | | | | | <ul style="list-style-type: none"> • Esfron (110") • Villa (110") • NordicScreen Basketweave (118") | | | | | |
| 3C | | FLAT | | | | | | | | | | | <i>Dimensions in parenthesis indicate standard widths. Some patterns may be turned width for height (railroaded).</i> | | | | | |
| Height To: | Width: | 24" | 30" | 36" | 42" | 48" | 54" | 60" | 66" | 72" | 78" | 84" | 90" | 96" | 102" | 108" | 114" | 120" |
| | 36" | 210 | 239 | 277 | 313 | 344 | 370 | 403 | 439 | 506 | 573 | 691 | 716 | 743 | 769 | 796 | 821 | 848 |
| | 42" | 218 | 248 | 288 | 328 | 359 | 389 | 424 | 462 | 533 | 601 | 725 | 754 | 781 | 811 | 840 | 867 | 897 |
| | 48" | 225 | 258 | 300 | 342 | 376 | 407 | 445 | 485 | 559 | 628 | 760 | 792 | 821 | 853 | 884 | 914 | 945 |
| | 54" | 233 | 267 | 313 | 357 | 393 | 426 | 466 | 510 | 586 | 657 | 796 | 827 | 863 | 895 | 928 | 962 | 995 |
| | 60" | 239 | 277 | 323 | 370 | 412 | 445 | 487 | 536 | 611 | 685 | 832 | 865 | 901 | 937 | 974 | 1008 | 1044 |
| | 66" | 248 | 286 | 336 | 384 | 426 | 462 | 510 | 559 | 638 | 714 | 865 | 903 | 943 | 981 | 1019 | 1054 | 1092 |
| | 72" | 254 | 296 | 347 | 399 | 443 | 483 | 531 | 584 | 664 | 741 | 901 | 941 | 981 | 1023 | 1063 | 1103 | 1142 |
| | 78" | 260 | 305 | 359 | 414 | 460 | 500 | 552 | 607 | 691 | 771 | 937 | 979 | 1021 | 1063 | 1107 | 1151 | 1193 |
| | 84" | 269 | 315 | 372 | 428 | 477 | 521 | 573 | 632 | 716 | 798 | 972 | 1016 | 1063 | 1107 | 1151 | 1195 | 1241 |
| | 90" | 275 | 323 | 382 | 441 | 491 | 538 | 596 | 655 | 743 | 825 | 1006 | 1054 | 1100 | 1149 | 1195 | 1243 | 1292 |
| | 96" | 284 | 332 | 395 | 456 | 510 | 559 | 617 | 680 | 769 | 855 | 1042 | 1092 | 1140 | 1191 | 1239 | 1292 | 1340 |
| | 102" | 290 | 342 | 405 | 470 | 527 | 575 | 638 | 706 | 796 | 884 | 1077 | 1130 | 1180 | 1233 | 1285 | 1336 | 1388 |
| 108" | 298 | 351 | 418 | 485 | 544 | 596 | 659 | 729 | 821 | 911 | 1113 | 1166 | 1220 | 1275 | 1329 | 1384 | 1439 | |
| 114" | 305 | 361 | 431 | 500 | 559 | 613 | 680 | 752 | 848 | 939 | 1147 | 1203 | 1262 | 1317 | 1373 | 1432 | 1487 | |
| 120" | 313 | 370 | 441 | 515 | 575 | 632 | 701 | 777 | 874 | 968 | 1182 | 1241 | 1300 | 1359 | 1418 | 1476 | 1537 | |


DECORATIVE HEM SURCHARGE

| | | | | | | | | | | | | | | | | | |
|-------------|-----|-----|-----|-----|-----|-----|-----|-----|-----|-----|-----|-----|-----|------|------|------|------|
| WIDTH TO: > | 24" | 30" | 36" | 42" | 48" | 54" | 60" | 66" | 72" | 78" | 84" | 90" | 96" | 102" | 108" | 114" | 120" |
| Add: | 33 | 36 | 40 | 42 | 45 | 49 | 51 | 55 | 59 | 61 | 65 | 68 | 70 | 75 | 78 | 80 | 84 |

| | | | | | | | | | | | | | | | | | | |
|-------------|--------|---|-----|-----|-----|-----|-----|-----|------|------|------|------|--|------|------|------|------|------|
| PRICE GROUP | | ROMAN SHADES  | | | | | | | | | | | <ul style="list-style-type: none"> Elegance 5% (98") Siena 5% (98") Elegance 10% (98") NordicScreen Twill (118") | | | | | |
| 4B | | CLASSIC | | | | | | | | | | | <i>Dimensions in parenthesis indicate standard widths. Some patterns may be turned width for height (railroaded).</i> | | | | | |
| Height To: | Width: | 24" | 30" | 36" | 42" | 48" | 54" | 60" | 66" | 72" | 78" | 84" | 90" | 96" | 102" | 108" | 114" | 120" |
| | 36" | 255 | 292 | 338 | 383 | 421 | 454 | 494 | 539 | 622 | 703 | 794 | 834 | 874 | 917 | 958 | 1000 | 1043 |
| | 42" | 265 | 305 | 353 | 403 | 441 | 476 | 522 | 572 | 658 | 738 | 839 | 885 | 927 | 973 | 1016 | 1061 | 1106 |
| | 48" | 272 | 315 | 368 | 421 | 464 | 501 | 549 | 600 | 690 | 776 | 885 | 930 | 978 | 1026 | 1074 | 1121 | 1169 |
| | 54" | 282 | 328 | 383 | 438 | 484 | 527 | 577 | 633 | 723 | 811 | 927 | 978 | 1028 | 1079 | 1131 | 1179 | 1230 |
| | 60" | 292 | 340 | 398 | 459 | 507 | 549 | 605 | 663 | 759 | 847 | 973 | 1026 | 1079 | 1131 | 1187 | 1240 | 1293 |
| | 66" | 302 | 350 | 413 | 476 | 529 | 572 | 633 | 693 | 791 | 885 | 1018 | 1074 | 1131 | 1187 | 1245 | 1300 | 1356 |
| | 72" | 310 | 363 | 428 | 494 | 547 | 597 | 660 | 723 | 824 | 920 | 1061 | 1124 | 1182 | 1240 | 1300 | 1361 | 1419 |
| | 78" | 320 | 375 | 444 | 512 | 570 | 622 | 688 | 756 | 857 | 955 | 1106 | 1169 | 1232 | 1295 | 1358 | 1421 | 1482 |
| | 84" | 330 | 386 | 459 | 529 | 590 | 645 | 716 | 786 | 892 | 990 | 1152 | 1217 | 1283 | 1348 | 1416 | 1479 | 1547 |
| | 90" | 338 | 398 | 474 | 547 | 612 | 670 | 741 | 816 | 925 | 1026 | 1197 | 1265 | 1336 | 1404 | 1472 | 1542 | 1610 |
| | 96" | 348 | 411 | 489 | 564 | 635 | 693 | 769 | 849 | 958 | 1063 | 1242 | 1313 | 1386 | 1457 | 1530 | 1600 | 1673 |
| | 102" | 358 | 421 | 501 | 585 | 653 | 716 | 796 | 879 | 990 | 1099 | 1288 | 1363 | 1436 | 1512 | 1585 | 1661 | 1736 |
| | 108" | 368 | 433 | 519 | 602 | 675 | 741 | 822 | 910 | 1026 | 1137 | 1333 | 1409 | 1487 | 1565 | 1643 | 1721 | 1799 |
| 114" | 375 | 446 | 534 | 620 | 698 | 766 | 849 | 940 | 1058 | 1172 | 1376 | 1459 | 1540 | 1620 | 1701 | 1782 | 1862 | |
| 120" | 386 | 459 | 547 | 640 | 718 | 789 | 877 | 973 | 1091 | 1207 | 1421 | 1507 | 1590 | 1673 | 1756 | 1842 | 1923 | |


DECORATIVE HEM SURCHARGE

| | | | | | | | | | | | | | | | | | |
|-------------|-----|-----|-----|-----|-----|-----|-----|-----|-----|-----|-----|-----|-----|------|------|------|------|
| WIDTH TO: > | 24" | 30" | 36" | 42" | 48" | 54" | 60" | 66" | 72" | 78" | 84" | 90" | 96" | 102" | 108" | 114" | 120" |
| Add: | 33 | 36 | 40 | 42 | 45 | 49 | 51 | 55 | 59 | 61 | 65 | 68 | 70 | 75 | 78 | 80 | 84 |

| | | | | | | | | | | | | | | | | | | |
|-------------|--------|---|-----|-----|-----|-----|-----|-----|-----|------|------|------|--|------|------|------|------|------|
| PRICE GROUP | | ROMAN SHADES  | | | | | | | | | | | <ul style="list-style-type: none"> Elegance 5% (98") Siena 5% (98") Elegance 10% (98") NordicScreen Twill (118") | | | | | |
| 4C | | FLAT | | | | | | | | | | | <i>Dimensions in parenthesis indicate standard widths. Some patterns may be turned width for height (railroaded).</i> | | | | | |
| Height To: | Width: | 24" | 30" | 36" | 42" | 48" | 54" | 60" | 66" | 72" | 78" | 84" | 90" | 96" | 102" | 108" | 114" | 120" |
| | 36" | 212 | 244 | 281 | 319 | 351 | 378 | 412 | 449 | 519 | 586 | 662 | 695 | 729 | 764 | 798 | 834 | 869 |
| | 42" | 221 | 254 | 294 | 336 | 368 | 397 | 435 | 477 | 548 | 615 | 699 | 737 | 773 | 811 | 846 | 884 | 922 |
| | 48" | 227 | 263 | 307 | 351 | 386 | 418 | 458 | 500 | 575 | 647 | 737 | 775 | 815 | 855 | 895 | 935 | 974 |
| | 54" | 235 | 273 | 319 | 365 | 403 | 439 | 481 | 527 | 603 | 676 | 773 | 815 | 857 | 899 | 943 | 983 | 1025 |
| | 60" | 244 | 284 | 332 | 382 | 422 | 458 | 504 | 552 | 632 | 706 | 811 | 855 | 899 | 943 | 989 | 1033 | 1077 |
| | 66" | 252 | 292 | 344 | 397 | 441 | 477 | 527 | 578 | 659 | 737 | 848 | 895 | 943 | 989 | 1037 | 1084 | 1130 |
| | 72" | 258 | 302 | 357 | 412 | 456 | 498 | 550 | 603 | 687 | 767 | 884 | 937 | 985 | 1033 | 1084 | 1134 | 1182 |
| | 78" | 267 | 313 | 370 | 426 | 475 | 519 | 573 | 630 | 714 | 796 | 922 | 974 | 1027 | 1079 | 1132 | 1184 | 1235 |
| | 84" | 275 | 321 | 382 | 441 | 491 | 538 | 596 | 655 | 743 | 825 | 960 | 1014 | 1069 | 1124 | 1180 | 1233 | 1289 |
| | 90" | 281 | 332 | 395 | 456 | 510 | 559 | 617 | 680 | 771 | 855 | 998 | 1054 | 1113 | 1170 | 1226 | 1285 | 1342 |
| | 96" | 290 | 342 | 407 | 470 | 529 | 578 | 641 | 708 | 798 | 886 | 1035 | 1094 | 1155 | 1214 | 1275 | 1334 | 1394 |
| | 102" | 298 | 351 | 418 | 487 | 544 | 596 | 664 | 733 | 825 | 916 | 1073 | 1136 | 1197 | 1260 | 1321 | 1384 | 1447 |
| | 108" | 307 | 361 | 433 | 502 | 563 | 617 | 685 | 758 | 855 | 947 | 1111 | 1174 | 1239 | 1304 | 1369 | 1434 | 1499 |
| 114" | 313 | 372 | 445 | 517 | 582 | 638 | 708 | 783 | 882 | 977 | 1147 | 1216 | 1283 | 1350 | 1418 | 1485 | 1552 | |
| 120" | 321 | 382 | 456 | 533 | 599 | 657 | 731 | 811 | 909 | 1006 | 1184 | 1256 | 1325 | 1394 | 1464 | 1535 | 1602 | |


DECORATIVE HEM SURCHARGE

| | | | | | | | | | | | | | | | | | |
|-------------|-----|-----|-----|-----|-----|-----|-----|-----|-----|-----|-----|-----|-----|------|------|------|------|
| WIDTH TO: > | 24" | 30" | 36" | 42" | 48" | 54" | 60" | 66" | 72" | 78" | 84" | 90" | 96" | 102" | 108" | 114" | 120" |
| Add: | 33 | 36 | 40 | 42 | 45 | 49 | 51 | 55 | 59 | 61 | 65 | 68 | 70 | 75 | 78 | 80 | 84 |

| | | | | | | | | | | | | | | | | | | |
|---|--------|---|-----|-----|-----|-----|------|------|------|------|------|------|------------------|------|------|------|------|------|
| PRICE GROUP | | ROMAN SHADES  | | | | | | | | | | | • Siena 3% (98") | | | | | |
| 5B | | CLASSIC | | | | | | | | | | | | | | | | |
| <i>Dimensions in parenthesis indicate standard widths. Some patterns may be turned width for height (railroaded).</i> | | | | | | | | | | | | | | | | | | |
| Height To: | Width: | 24" | 30" | 36" | 42" | 48" | 54" | 60" | 66" | 72" | 78" | 84" | 90" | 96" | 102" | 108" | 114" | 120" |
| | 36" | 275 | 318 | 370 | 423 | 469 | 509 | 559 | 612 | 703 | 786 | 955 | 995 | 1036 | 1076 | 1116 | 1157 | 1197 |
| | 42" | 287 | 333 | 391 | 449 | 496 | 539 | 595 | 653 | 746 | 837 | 1016 | 1058 | 1104 | 1149 | 1192 | 1237 | 1283 |
| | 48" | 297 | 348 | 411 | 474 | 524 | 572 | 630 | 693 | 791 | 885 | 1074 | 1124 | 1169 | 1220 | 1268 | 1318 | 1363 |
| | 54" | 310 | 363 | 431 | 496 | 554 | 602 | 668 | 733 | 834 | 930 | 1131 | 1187 | 1240 | 1293 | 1343 | 1396 | 1449 |
| | 60" | 323 | 378 | 449 | 519 | 582 | 635 | 703 | 776 | 879 | 980 | 1194 | 1247 | 1305 | 1363 | 1419 | 1477 | 1532 |
| | 66" | 333 | 396 | 469 | 544 | 607 | 668 | 738 | 814 | 922 | 1026 | 1252 | 1313 | 1373 | 1434 | 1497 | 1557 | 1618 |
| | 72" | 345 | 411 | 489 | 567 | 635 | 698 | 776 | 857 | 968 | 1074 | 1310 | 1376 | 1441 | 1507 | 1570 | 1635 | 1701 |
| | 78" | 358 | 423 | 509 | 590 | 663 | 731 | 811 | 897 | 1013 | 1124 | 1371 | 1441 | 1509 | 1578 | 1648 | 1716 | 1784 |
| | 84" | 368 | 441 | 529 | 617 | 693 | 761 | 847 | 937 | 1056 | 1169 | 1431 | 1504 | 1578 | 1648 | 1721 | 1797 | 1870 |
| | 90" | 381 | 456 | 547 | 640 | 721 | 794 | 885 | 978 | 1101 | 1217 | 1489 | 1567 | 1643 | 1721 | 1799 | 1875 | 1950 |
| | 96" | 396 | 471 | 567 | 663 | 748 | 824 | 920 | 1018 | 1144 | 1283 | 1550 | 1630 | 1711 | 1792 | 1875 | 1956 | 2036 |
| | 102" | 406 | 486 | 587 | 688 | 776 | 857 | 955 | 1061 | 1189 | 1313 | 1610 | 1693 | 1779 | 1865 | 1950 | 2036 | 2119 |
| 108" | 418 | 501 | 607 | 711 | 804 | 887 | 990 | 1101 | 1232 | 1363 | 1668 | 1756 | 1847 | 1935 | 2026 | 2114 | 2205 | |
| 114" | 431 | 517 | 627 | 733 | 832 | 920 | 1026 | 1142 | 1278 | 1409 | 1729 | 1822 | 1915 | 1998 | 2102 | 2195 | 2288 | |
| 120" | 441 | 532 | 645 | 759 | 859 | 950 | 1061 | 1182 | 1320 | 1457 | 1787 | 1885 | 1983 | 2079 | 2177 | 2273 | 2371 | |

DECORATIVE HEM SURCHARGE

| | | | | | | | | | | | | | | | | | |
|-------------|-----|-----|-----|-----|-----|-----|-----|-----|-----|-----|-----|-----|-----|------|------|------|------|
| WIDTH TO: > | 24" | 30" | 36" | 42" | 48" | 54" | 60" | 66" | 72" | 78" | 84" | 90" | 96" | 102" | 108" | 114" | 120" |
| Add: | 33 | 36 | 40 | 42 | 45 | 49 | 51 | 55 | 59 | 61 | 65 | 68 | 70 | 75 | 78 | 80 | 84 |

| | | | | | | | | | | | | | | | | | | |
|---|--------|---|-----|-----|-----|-----|-----|-----|------|------|------|------|------------------|------|------|------|------|------|
| PRICE GROUP | | ROMAN SHADES  | | | | | | | | | | | • Siena 3% (98") | | | | | |
| 5C | | FLAT | | | | | | | | | | | | | | | | |
| <i>Dimensions in parenthesis indicate standard widths. Some patterns may be turned width for height (railroaded).</i> | | | | | | | | | | | | | | | | | | |
| Height To: | Width: | 24" | 30" | 36" | 42" | 48" | 54" | 60" | 66" | 72" | 78" | 84" | 90" | 96" | 102" | 108" | 114" | 120" |
| | 36" | 229 | 265 | 309 | 353 | 391 | 424 | 466 | 510 | 586 | 655 | 796 | 830 | 863 | 897 | 930 | 964 | 998 |
| | 42" | 239 | 277 | 326 | 374 | 414 | 449 | 496 | 544 | 622 | 697 | 846 | 882 | 920 | 958 | 993 | 1031 | 1069 |
| | 48" | 248 | 290 | 342 | 395 | 437 | 477 | 525 | 578 | 659 | 737 | 895 | 937 | 974 | 1016 | 1056 | 1098 | 1136 |
| | 54" | 258 | 302 | 359 | 414 | 462 | 502 | 557 | 611 | 695 | 775 | 943 | 989 | 1033 | 1077 | 1119 | 1163 | 1208 |
| | 60" | 269 | 315 | 374 | 433 | 485 | 529 | 586 | 647 | 733 | 817 | 995 | 1040 | 1088 | 1136 | 1182 | 1231 | 1277 |
| | 66" | 277 | 330 | 391 | 454 | 506 | 557 | 615 | 678 | 769 | 855 | 1044 | 1094 | 1145 | 1195 | 1247 | 1298 | 1348 |
| | 72" | 288 | 342 | 407 | 473 | 529 | 582 | 647 | 714 | 806 | 895 | 1092 | 1147 | 1201 | 1256 | 1308 | 1363 | 1418 |
| | 78" | 298 | 353 | 424 | 491 | 552 | 609 | 676 | 748 | 844 | 937 | 1142 | 1201 | 1258 | 1315 | 1373 | 1430 | 1487 |
| | 84" | 307 | 368 | 441 | 515 | 578 | 634 | 706 | 781 | 880 | 974 | 1193 | 1254 | 1315 | 1373 | 1434 | 1497 | 1558 |
| | 90" | 317 | 380 | 456 | 533 | 601 | 662 | 737 | 815 | 918 | 1014 | 1241 | 1306 | 1369 | 1434 | 1499 | 1562 | 1625 |
| | 96" | 330 | 393 | 473 | 552 | 624 | 687 | 767 | 848 | 953 | 1069 | 1292 | 1359 | 1426 | 1493 | 1562 | 1630 | 1697 |
| | 102" | 338 | 405 | 489 | 573 | 647 | 714 | 796 | 884 | 991 | 1094 | 1342 | 1411 | 1483 | 1554 | 1625 | 1697 | 1766 |
| 108" | 349 | 418 | 506 | 592 | 670 | 739 | 825 | 918 | 1027 | 1136 | 1390 | 1464 | 1539 | 1613 | 1688 | 1762 | 1838 | |
| 114" | 359 | 431 | 523 | 611 | 693 | 767 | 855 | 951 | 1065 | 1174 | 1441 | 1518 | 1596 | 1665 | 1751 | 1829 | 1907 | |
| 120" | 368 | 443 | 538 | 632 | 716 | 792 | 884 | 985 | 1100 | 1214 | 1489 | 1571 | 1653 | 1733 | 1814 | 1894 | 1976 | |

DECORATIVE HEM SURCHARGE

| | | | | | | | | | | | | | | | | | |
|-------------|-----|-----|-----|-----|-----|-----|-----|-----|-----|-----|-----|-----|-----|------|------|------|------|
| WIDTH TO: > | 24" | 30" | 36" | 42" | 48" | 54" | 60" | 66" | 72" | 78" | 84" | 90" | 96" | 102" | 108" | 114" | 120" |
| Add: | 33 | 36 | 40 | 42 | 45 | 49 | 51 | 55 | 59 | 61 | 65 | 68 | 70 | 75 | 78 | 80 | 84 |

SPECIFICATIONS AND FINISHED DIMENSIONS

Kensington Roller and Roman Shades are designed to fit rectangular window openings in a vertical orientation. The maximum width and height of the shades vary with type of fabric, and depend on whether the fabric can be turned width for height, as shown in the accompanying size standards chart. The shades may be installed inside or outside the window opening, or mounted to the ceiling.

ROLLER SHADE DEDUCTIONS AND MOUNTING INFORMATION

SIZE STANDARDS

NORMAL FABRIC ORIENTATION

| | |
|---------------|-----------------------------------|
| Width | |
| Minimum | 12" |
| Maximum | 72" to 110" (depending on fabric) |
| Height | |
| Maximum | 120" |

FABRIC TURNED WIDTH FOR HEIGHT

See Collections chart

| | |
|---------------|------------------------------|
| Width | |
| Minimum | 12" |
| Maximum | 121" |
| Height | |
| Maximum | (120" with visible seam) 64" |

NOTE: If possible, when a wide shade is ordered, all shades in the order made with the same fabric will be cut width for height for the best possible match.

STANDARD FACTORY DEDUCTIONS

(All allowances are taken from ordered dimensions and may vary slightly by fabricator.)

For 1" - 1 1/2" Clutch

| | |
|---------------------|---------------------------|
| Inside Mount Fabric | ordered width less 1 1/8" |
| Outside Mount | ordered width |

For 2" Clutch

| | |
|---------------------|----------------------------|
| Inside Mount Fabric | ordered width less 1 1/16" |
|---------------------|----------------------------|

NOTE: If you need help determining which size clutch will be used on your shades, please contact your fabricator.

FACTORY DEDUCTIONS WITH FASCIA

| | |
|----------------------|---------------------------|
| Inside Mount Fabric | ordered width less 1 1/4" |
| Inside Mount Profile | ordered width less 1/2" |
| Outside Mount | ordered width |

STANDARD MOUNTING REQUIREMENTS

INSIDE MOUNT

| | |
|------------------------|------|
| Minimum Mounting Depth | 5/8" |
| Flush Mount | 2" |

OUTSIDE MOUNT

| | |
|-------------------------------|---------------|
| Minimum Flat Vertical Surface | 5/8" x 1 3/8" |
|-------------------------------|---------------|

FACTORY DEDUCTIONS WITH CASSETTE

Small Cassette

| | |
|----------------------|---------------------------|
| Inside Mount Fabric | ordered width less 1 1/8" |
| Inside Mount Profile | ordered width less 1 1/2" |
| Outside Mount Fabric | ordered width |

Large Cassette ~ 1 1/2" Clutch

| | |
|----------------------|---------------------------|
| Inside Mount Fabric | ordered width less 1 1/4" |
| Inside Mount Profile | ordered width less 1/2" |
| Outside Mount Fabric | ordered width |

Large Cassette ~ 2" Clutch

| | |
|----------------------|---------------------------|
| Inside Mount Fabric | ordered width less 1 3/8" |
| Inside Mount Profile | ordered width less 1/2" |
| Outside Mount Fabric | ordered width |

NOTE: If you need help determining which size clutch or cassette will be used on your shades, please contact your fabricator.

MOUNTING REQUIREMENTS WITH CASSETTE

INSIDE MOUNT

| | |
|------------------------|--------|
| Minimum Mounting Depth | 2 1/4" |
| Minimum Mounting Depth | |
| Flush Mount | 4" |

OUTSIDE MOUNT

| | |
|-------------------------------|--------|
| Minimum Flat Vertical Surface | 3 3/4" |
|-------------------------------|--------|

NOTE: Minimum mounting depth for a fully recessed installation varies with the diameter of the fabric.

INSTALLATION BRACKETS

Traditional brackets are used without the cassette. These brackets come with a custom flag locking mechanism to ensure a sturdy hold on your shade.

Cassette brackets are spring clips which provide the option of a mount from the top or back of the cassette.

Fascia brackets are box brackets.

ROMAN SHADE DEDUCTIONS AND MOUNTING INFORMATION

Inside (IB) Mount

| | |
|---------------------------------------|--------------------|
| Minimum mounting depth | 1 1/2" |
| <i>add 1" for shades over 36 SqFt</i> | |
| Minimum mounting depth | 2 1/2" flush mount |
| <i>Add 1" for shades over 36 SqFt</i> | |

Outside (OB) Mount

| | |
|-------------------------------|----|
| Minimum mounting depth | 1" |
| <i>flat, vertical surface</i> | |

Mounting brackets included

| | |
|-------------------|------------------------|
| Shade Width | # of Brackets included |
| 18" - 40" | 2 |
| 40" - 72 1/4" | 3 |
| 72 1/4" - 96" | 4 |
| All 2 on 1 shades | 4 |

FACTORY DEDUCTIONS

Inside and Outside Mount

| | |
|--------------|-------------------------|
| IB | ordered width less 1/2" |
| OB | ordered width |
| Shade Height | ordered height |

MEASURING GUIDELINES

Accurate measurements are absolutely essential. The measurements you provide are used first to price the shade, and then to custom fabricate it to the specified size. The dimensions supplied on the order form must be correct for the shade to properly fit the window opening. As a dealer, it is your responsibility to measure and order accurately.

Your fabricator cannot be held accountable for incorrect measurements.

BASIC GUIDELINES

Measuring for roller shades is similar to measuring for most window coverings. Follow these basic guidelines to ensure a smooth installation:

- Always use a steel tape measure, preferably $\frac{3}{4}$ " to 1" wide.
- Measure width first, then height.
- Measure each window separately, even if they appear to be the same size.
- Survey the window area carefully and make additional measurements, if necessary. Record your measurements on a worksheet.

Inside Mount or Outside Mount

How you take your measurements will vary depending upon whether the shade fits within the window opening (inside mount or IB) or overlaps the window opening (outside mount or OB). With inside mounts, note that the shade fabric will be about $1\frac{1}{4}$ " narrower than the window opening, so if complete privacy and light control is desired, drapery side panels should be installed over the shade.

"Rounding" Your Measurements

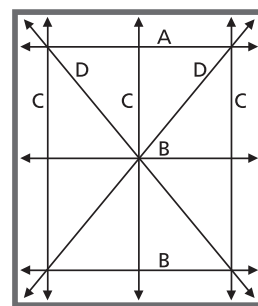
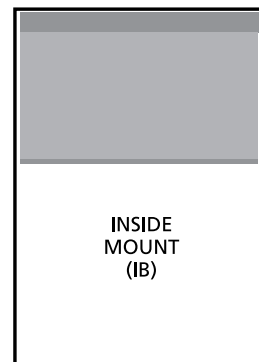
Dimensions on the order form should be accurate to within $\frac{1}{8}$ ". Generally, round your measurements up to the nearest $\frac{1}{8}$ ". However, with inside mounts, always round the width measurement *down* to the nearest $\frac{1}{8}$ ". Rounding up could result in a shade that is too wide to fit within the window opening. For example, for an inside mount, $\frac{3}{16}$ " would round to $\frac{1}{8}$ ".

Measuring for Inside Mounts


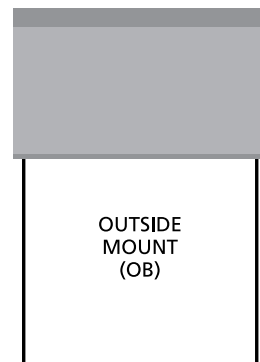
- Measure the width about $1\frac{1}{4}$ " down from the top of the window, which typically is where the installation brackets will be mounted. Remember to round down to the nearest $\frac{1}{8}$ ". This measurement is the ordering width of the shade. Do not make any deductions from this width – all necessary deductions will be made automatically when the shade is fabricated.
- Measure the width at the center and bottom of the window. If the width narrows by more than 1" from the top measurement, the customer should consider an outside mount.
- Measure the height of the window opening at three locations, as shown at right, and order the shortest measurement. Again, make no deductions. All necessary deductions will be made when the shade is fabricated.
- Measure window on the diagonal. If the two diagonal dimensions are not exactly the same, it may be more appropriate to specify an outside mount shade for optimal light control and privacy.
- Measure depth of window for mounting brackets.

Measuring for Outside and Ceiling Mounts

- Measure the desired width and height. To minimize light leakage, it is recommended that the shade overlap the window opening at least $1\frac{1}{2}$ " on each side, as well as at the top and bottom. As with inside mounts, do not make any deductions from your measurements.
- Measure the width at the location where you want the roller, and use this measurement as your ordering width for the shade. Please note that your window shade fabric will be 1" narrower up to a 72" width and $1\frac{1}{2}$ " narrower beyond this width due to clutch and end plugs extending beyond roller. *(Take into account that a flat surface $\frac{1}{2}$ " wide by $1\frac{1}{2}$ " high is required to mount the installation brackets.)*
- Measure the height from where the top of the roller will be located to where you want the bottom of the shade.



INSIDE MOUNT (IB)



OUTSIDE MOUNT (OB)

CHILD SAFETY

Our Kensington Roller & Roman Shades are designed with child safety as a priority. To reduce the risk of strangulation our fabrication methods incorporate features to comply with the current ANSI cord safety standard. Fabrication methods include breakaway cord stops, Cord-Shield cording, and tension devices.

To further reduce the risk of accidents, all cords should be kept out of reach of children. Cord cleats can help implement this essential precaution and are therefore included with all standard cord lock/pull cord Kensington Roller & Roman products. The cord cleat should be mounted at a safe height, taking into account furniture or other objects upon which a child may climb.

After each use of the shade, excess cord should be wrapped around the cleat, out of the reach of children.

For Kensington Roller & Roman shades made with a clutch operating system our tension device is designed and is to be placed and shipped so that, unless it is properly installed (or altered from the shipped condition with sequential process or tools), it prevents the shade from operating. The tension device once installed can help prevent children from pulling cords around their necks.

CARE AND CLEANING

- Roller and Roman Shade fabrics are specially treated to repel dust and dirt.
- **Dusting:** Regular dusting maintains a like-new appearance.
- **Vacuuming:** For deeper cleaning, vacuum gently with a furniture brush attachment of any vacuum cleaner.
- **Spot-Cleaning:** Spot-clean shades with soft cloth or sponge moistened with lukewarm water. Add mild detergent if needed. Blot gently and dry shade in fully lowered position.

LIFETIME LIMITED WARRANTY

Kensington warrants that Kensington Roller and Roman Shades will be free from defects in materials and workmanship for as long as the original retail purchaser owns the product, provided that products were properly installed in residential dwellings and products were made or assembled exclusively from Kensington materials and components.



The obligation of Kensington, its fabricators and distributors is limited to repair or replace the shadings or components found to be defective, and excludes shipping charges and labor costs for measuring, fabricating and installation. Repairs will be made with like or similar parts.

This warranty does not include any conditions or damages resulting from accidents, alterations, exposure to elements (which could cause, among other things, the fading of shade colors), misuse, abuse, motorized devices, or failure to follow our instructions with respect to measurement, installation, cleaning or maintenance. This warranty does not cover damage to shade fabrics as a result of using window cleaners or similar substances, which could cause discoloration of the shades. This warranty does not cover any condition or damage resulting from removal of the shade and reinstallation in the same or another window.

This warranty does not apply to conditions caused by normal wear and tear upon the product.

THIS WARRANTY IS EXCLUSIVE AND IN LIEU OF ALL OTHER OBLIGATIONS, LIABILITIES OR WARRANTIES. In no event shall Kensington, or its licensed fabricators or distributors, be liable or responsible for **INCIDENTAL OR CONSEQUENTIAL DAMAGES** or for any other direct or indirect damage, loss, cost, expense or fee. Some states do not allow the exclusion or limitation of incidental or consequential damages, so this exclusion or limitation may not apply to you.

KENSINGTON

WINDOW EXPRESSIONS™



Roller Shade Ordering Form

Account Name: _____ Date: _____ Ship to: _____
 Account Number: _____ Contact: _____ Address: _____
 PO #: _____ Fax #: _____ City/State/Zip: _____
 Sidemark: _____ Phone #: _____ Contact Phone: _____

Special Notes: _____

Finishing Options

| | |
|-----------|------------|
| Hem Style | Trim Color |
| | |

| Line # / Tag Name | Pattern/ Sku# | Measurements in inches | | Mount (IB or OB) | Control Side (L or R) | Options | | Additional Requests | | | |
|-------------------|---------------|------------------------|--------|------------------|-----------------------|-------------------------|------------------------------|---------------------|--------------------|--------------------|--|
| | | Width | Length | | | Cassette or Flat Fascia | Cassette Only-Fabric insert? | Reverse Roll | Hold Down brackets | Extension Brackets | |
| 1 | | | | | | | | | | | |
| 2 | | | | | | | | | | | |
| 3 | | | | | | | | | | | |
| 4 | | | | | | | | | | | |
| 5 | | | | | | | | | | | |
| 6 | | | | | | | | | | | |
| 7 | | | | | | | | | | | |
| 8 | | | | | | | | | | | |
| 9 | | | | | | | | | | | |
| 10 | | | | | | | | | | | |

***Please note that fabric dye lots may vary slightly from order to order. If you are requesting shades to be mounted in the same room, please note this on the order.**
****Fabric insert is not available for all fabric patterns. Contact your fabricator for details.**
*****Dependent on fabric weight, different size clutches may be needed for your shades. If you are requesting shades to be mounted in the same room, please note this is on the order.**



Roman Shade Ordering Form

KENSINGTON

WINDOW EXPRESSIONS™

| | | |
|-----------------|----------|-----------------|
| Account Name: | Date: | Ship to: |
| Account Number: | Contact: | Address: |
| PO #: | Fax #: | City/State/Zip: |
| Sidemark: | Phone #: | Contact Phone: |

Special Notes: _____

| Finishing Options | |
|-------------------|------------|
| Hem Style | Trim Color |

| Line # / Tag Name | Pattern/ Sku#* | Measurements in inches | | Mount (IB or OB) | Control Side (L or R) | Options | | Additional Requests | |
|-------------------|----------------|------------------------|--------|------------------|-----------------------|---------------|------------|---------------------|--------------------|
| | | Width | Length | | | Classic Style | Flat Style | Hold Down brackets | Extension Brackets |
| 1 | | | | | | | | | |
| 2 | | | | | | | | | |
| 3 | | | | | | | | | |
| 4 | | | | | | | | | |
| 5 | | | | | | | | | |
| 6 | | | | | | | | | |
| 7 | | | | | | | | | |
| 8 | | | | | | | | | |
| 9 | | | | | | | | | |
| 10 | | | | | | | | | |

***Please note that fabric dye lots may vary slightly from order to order. If you are requesting shades to be mounted in the same room, please note this on the order.**

****Fabric insert is not available for Siena and Lauren fabric patterns.**

*****Dependent on fabric weight, different size clutches maybe needed for your shades. If you are requesting shades to be mounted in the same room, please note this is on the order.**

