




KENSINGTON
WINDOW EXPRESSIONS™



Product Reference & Price Guide

Horizontal Window Shadings

May 2010



TABLE OF CONTENTS

Features	3
Pricing Grids	4-5
Deluxe RTS Motorization	6-7
Specifications	8
Cord Information	9
Hardware Options	9
Design and Operation	10
Measuring Guidelines	11
Additional Information & Warranty	12
Tilt-Only Shadings Specifications	13
Tilt-Only Shadings Pricing Grids	14-15
Horizontal Window Shadings Order Form	16



Kensington Horizontal Window Shadings

combine the primary advantages of draperies, shades and blinds into a single extraordinary design. Fabric vanes suspended between sheer fabric facings tilt to let you choose the amount of outside light or privacy that fits your need and mood. These exquisite window fashions will enhance any room.

- A window shading of unique beauty and performance
The finishing touch to a beautiful window and room
- Horizontal fabric vanes float between two layers of soft, knitted fabric sheers
Fabrics that soften your views
- All Horizontal Window Shading vane colors are featured between two layers of white sheer fabric except for Crystal Shimmer, color #20-3001.
This unique color features sheer fabric that is perfectly matched to the Crystal color of the vane creating a rich tone-on-tone appearance.
- Available to widths of 114" and heights to 132"
To provide visual elegance to the grandest of windows
- Vanes glide from open... to closed... to out of sight
Providing view and privacy with easy operation
- Translucent or room darkening fabrics
Room darkening fabric has the highest level of opacity in its category
- Four distinctly different variations of vane position
Offers numerous combinations of privacy, view and light control
- Uses same fabrics and colors as Kensington Vertical Window Shadings
Match windows for a complete coordinated look
- Low Side Light Gap
Minimal light leakage on shading sides and above the headrail for increased privacy
- Easy to install hardware and brackets
Effortless installations and easy removal for cleaning
- May be ultrasonically or traditionally cleaned
To stay bright and beautiful
- Lifetime Limited Warranty
A commitment to consumer satisfaction



FABRIC COLORS	
TRANSLUCENT FABRICS	
Snowdrift*	#20-1000
Waterlily	#20-1006
Crystal*	#20-1001
Fawn*	#20-1002
Almond Butter*	#20-1016
Mohave	#20-1004
Peach	#20-1003
Mango Dream	#20-1014
Tulip	#20-1007
Light Olive	#20-1045
Berries n Cream	#20-1025
Baby Lilac	#20-1054
Aspen	#20-1005
Cornsilk*	#20-1008
Desert Sand	#20-1018
Crystal Shimmer	#20-3001
ROOM DARKENING FABRICS	
Frost*	#21-2100
Dove White*	#21-2200
Honeysuckle*	#21-2400
Doe	#21-2300
Meringue	#21-2500
BRUSHED VANE FABRICS	
Bianco*	#20-1200
Icecap*	#20-1205
Flaxen*	#20-1208
Biscuit*	#20-1218
Tawy*	#20-1216

***These colors also available in a 3" vane size!**

PRICE GROUP

1A**HORIZONTAL
WINDOW SHADINGS**

- 2" Vane
Translucent & Brushed Fabrics

Height To:	Width:	24"	30"	36"	42"	48"	54"	60"	66"	72"	84"	96"	114"
	36"	307	345	385	422	462	501	539	579	678	760	838	1019
42"	325	366	407	450	492	536	579	621	725	812	897	1094	
48"	342	387	433	477	524	570	620	667	772	865	957	1172	
54"	357	406	455	507	556	606	660	714	817	916	1025	1283	
60"	373	428	480	532	586	644	702	761	861	974	1093	1372	
66"	389	447	505	562	621	683	746	810	908	1036	1161	1458	
72"	407	469	530	589	656	725	790	857	957	1094	1229	1552	
78"	418	484	548	616	684	757	825	897	1002	1148	1289	1630	
84"	435	505	571	647	719	795	872	946	1055	1210	1359	1713	
90"	454	524	597	676	756	837	914	993	1105	1269	1428	1808	
96"	470	547	622	707	790	873	955	1040	1157	1329	1497	1898	
102"	539	624	710	803	888	970	1082	1188	1272	1446	1613	1951	
108"	569	658	746	845	934	1023	1139	1252	1339	1520	1698	2053	
114"	602	697	794	897	993	1086	1207	1327	1421	1613	1800	2179	
120"	647	745	852	959	1060	1161	1291	1421	1520	1727	1928	2332	
126"	690	795	907	1023	1130	1238	1376	1516	1621	1841	2055	2486	
132"	734	847	967	1090	1205	1320	1467	1615	1727	1963	2191	2650	

Shadings over 96" in width may require additional fabrication and delivery time.

PRICE GROUP

2A**HORIZONTAL
WINDOW SHADINGS**

- 2" Vane
Room Darkening Fabrics

Height To:	Width:	24"	30"	36"	42"	48"	54"	60"	66"	72"	84"	96"	114"
	36"	340	381	423	465	507	552	591	637	745	837	922	1120
42"	357	404	447	494	542	589	637	683	799	893	988	1203	
48"	375	424	476	524	577	628	682	734	847	950	1052	1288	
54"	392	447	501	558	609	667	725	786	897	1009	1128	1411	
60"	412	469	528	587	644	709	775	838	947	1071	1202	1509	
66"	430	490	556	620	683	752	822	892	1000	1140	1277	1603	
72"	447	515	585	648	722	799	869	942	1052	1205	1350	1707	
78"	462	531	605	676	753	834	909	988	1103	1265	1420	1793	
84"	532	609	687	772	850	924	1016	1108	1250	1405	1558	1884	
90"	552	632	714	803	883	962	1058	1155	1302	1466	1624	1987	
96"	571	656	742	835	919	1002	1102	1202	1351	1523	1692	2088	
102"	594	683	772	869	957	1044	1148	1250	1407	1586	1762	2175	
108"	620	711	804	905	996	1087	1194	1303	1465	1651	1835	2264	
114"	644	740	837	942	1036	1132	1242	1355	1525	1718	1911	2357	
120"	671	771	872	981	1079	1178	1293	1411	1587	1788	1989	2454	

Shadings over 96" in width may require additional fabrication and delivery time.

PRICE GROUP
3A

HORIZONTAL WINDOW SHADINGS

- 3" Vane
Translucent & Brushed Fabrics

Height To:	Width:	24"	30"	36"	42"	48"	54"	60"	66"	72"	84"	96"	114"
	36"	338	379	424	464	508	551	593	637	746	836	922	1120
42"	357	403	448	495	541	590	637	683	797	894	987	1203	
48"	376	425	476	525	577	627	682	734	849	952	1052	1289	
54"	393	446	501	557	612	667	726	786	898	1008	1128	1411	
60"	411	471	528	585	645	708	772	837	947	1072	1202	1509	
66"	428	492	556	618	683	751	821	891	999	1140	1278	1604	
72"	448	516	582	648	722	797	869	943	1052	1203	1352	1707	
78"	459	532	603	677	753	833	907	987	1103	1263	1418	1793	
84"	479	556	628	711	791	874	959	1040	1160	1331	1495	1884	
90"	499	577	657	744	831	920	1005	1092	1215	1396	1571	1989	
96"	517	602	685	778	869	960	1051	1144	1273	1461	1647	2088	
102"	593	686	781	883	977	1067	1190	1307	1399	1590	1774	2146	
108"	625	723	821	929	1027	1125	1252	1377	1473	1672	1867	2259	
114"	663	766	873	987	1092	1195	1328	1460	1564	1774	1980	2397	
120"	711	820	937	1055	1166	1278	1420	1564	1672	1900	2121	2566	
126"	759	874	997	1125	1243	1362	1513	1667	1783	2025	2260	2734	
132"	808	932	1064	1199	1325	1452	1614	1777	1900	2159	2410	2915	

Shadings over 96" in width may require additional fabrication and delivery time.

PRICE GROUP
4A

HORIZONTAL WINDOW SHADINGS

- 3" Vane
Room Darkening Fabrics

Height To:	Width:	24"	30"	36"	42"	48"	54"	60"	66"	72"	84"	96"	114"
	36"	373	419	465	511	557	608	651	701	820	920	1014	1232
42"	393	445	492	544	596	648	701	751	879	983	1086	1324	
48"	412	467	523	577	634	691	750	808	932	1045	1158	1417	
54"	431	492	551	614	670	734	797	864	987	1110	1241	1552	
60"	454	516	581	646	708	780	852	922	1042	1178	1322	1660	
66"	473	539	612	682	751	827	904	981	1100	1254	1405	1764	
72"	492	566	643	713	794	879	956	1036	1158	1325	1485	1878	
78"	508	584	665	744	828	917	1000	1086	1214	1392	1562	1973	
84"	585	670	756	849	935	1017	1118	1218	1375	1546	1713	2072	
90"	608	695	786	883	971	1058	1163	1270	1432	1613	1786	2186	
96"	628	722	817	919	1011	1103	1212	1322	1487	1675	1862	2297	
102"	654	751	849	956	1052	1149	1263	1375	1547	1744	1939	2392	
108"	682	783	885	996	1095	1196	1313	1433	1611	1816	2019	2490	
114"	708	814	920	1036	1140	1245	1367	1491	1678	1890	2102	2592	
120"	738	848	959	1079	1187	1295	1423	1552	1746	1967	2188	2699	

Shadings over 96" in width may require additional fabrication and delivery time.

MOTORIZED KENSINGTON HORIZONTAL SHADING

Kensington Horizontal Shadings are motorized with a radio frequency system that can be operated with several control options.

How to price a Motorized Shade

Example:

2" Light Filtering Vane 36" x 48"	\$432
Lift System Surcharge	\$476
Surcharge for 5 Channel Remote	\$160
Total:	\$1069

*note that all standard discounts apply to the lift system and options

Surcharges

*Motor Surcharge	\$476
------------------------	-------

*The motor surcharge includes a standard 12 Volt battery wand with eight AA lithium batteries.

The remotes, wall switches and timers are sold separately and can be used in conjunction with one another.

Prices are as follows:

Battery Wand Upgrades

*48" Extension Wire	\$19
*96" Extension Wire	\$27

Remote

*RUTS 5 Channel Remote	\$160
------------------------------	-------

Wireless Wall Switches

*RUTS 5 Channel Wall Switch-White	\$316
*RUTS 5 Channel Wall Switch-Ivory	\$316

Timers

*RUTS Wireless Timer	\$325
*RUTS Wireless Timer with Sun Sensor	\$491

DC Power Supply

*12 Volt DC Power Supply	\$101
--------------------------------	-------

*note that all standard discounts apply to the lift system and options

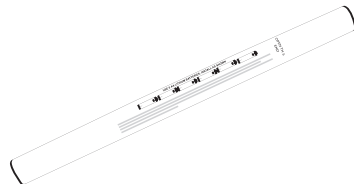
MOTORIZED KENSINGTON HORIZONTAL SHADING *(Continued)*

Battery Life

Battery life will vary based on the type of covering, the size and weight of the window covering and the number of times you operate the shade daily.

Battery Replacement

Eight lithium batteries are included with the wand. Recommended replacement batteries are Energizer® AA lithium. These are commonly found in home improvement centers, grocery stores and hardware stores.

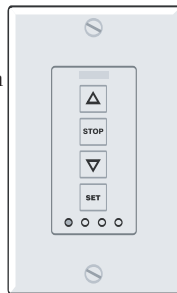


5 Channel RUTS Remote

The 5 Channel Remote can operate up to five shades or groups of shades individually. The remote utilizes one 3V lithium battery and is included with your order.

5 Channel Wall Switch Option

The RUTS System has a wall switch option to operate the shades. The 5 Channel Switch can operate up to five shades or groups of shades individually. The switch is easy to install with a standard single gang electrical box and does not require any wiring. Overall dimensions: Length 4 1/2" Width 2 3/4" Depth 1 1/4". One 3V Lithium Battery is included in your order.



**Please specify white or ivory when ordering*

RUTS System Wireless Timer

The RUTS System Wireless Timer allows you to set specific times for your shades to be raised and lowered. The Timer can be programmed to operate at the same time or different times each day. The Wireless Timer also features a security function that will raise and lower shades randomly to give the impression of an occupied home. Commands are transmitted via radio frequency so external wiring is not necessary. Overall dimensions: Length and Width 3 1/8" Depth 1". Two 1.5V DC (AAA) batteries are included in your order.



RUTS System Wireless Timer with Sun Sensor

The RUTS System Wireless Timer with Sun Sensor has identical features to the timer above, but can also be programmed to raise and lower your shades according to the intensity of incoming sunlight.



DC Power Supply

12 Volt DC Power Supply is available and requires a standard power outlet to run the shade's motor. The power supply plugs into the motor.

Battery Operated Motorized Shade Warranty

The fabricator warrants its motors to be free from defects in material and workmanship under normal and proper use for a period of 5 years starting from the date stamped on the motor. Mechanical, electrical and electronic accessories are warranted

SPECIFICATIONS

CLASSIC SHEER FABRICS (2" and 3")

Width and Height Dimensions:

Minimum Width:.....	12"
Minimum Height:.....	12"
Maximum Width:.....	114"
Maximum Height:.....	132"

ROOM DARKENING FABRICS (2" and 3")

Width and Height Dimensions:

Minimum Width:.....	12"
Minimum Height:.....	12"
Maximum Width:.....	114"
Maximum Height:.....	122"

FINISHED DIMENSIONS

Due to variation in fabric weave and environmental conditions, the finished dimensions for both width and height may vary, plus or minus 1/8", from your order measurements.

INSIDE MOUNT

- Headrail* will measure ordered width minus:..... 3/16"
- Fabric will measure ordered width minus:..... 1 1/8"

SIDE (END) MOUNT

- Headrail* will measure ordered width minus:..... 11/16"
- Fabric will measure ordered width minus:..... 1 5/8"

OUTSIDE MOUNT

- Headrail* will measure ordered width plus: 3/16"
- Fabric will measure ordered width minus:..... 3/4"

EXACT END TO END MOUNT

- Headrail* will measure ordered width
- Fabric will measure ordered width minus:..... 15/16"

Width and height measurements may vary plus or minus 1/8"

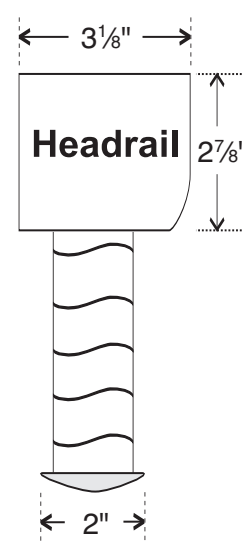
*Headrail measurement includes end caps

HEADRAIL SPECIFICATIONS

Kensington Horizontal Window Shadings are all fabricated with the Deluxe Headrail.

DELUXE HEADRAIL

The Deluxe Headrail is white aluminum with a color coordinated aluminum insert.



INSIDE MOUNT

- Minimum depth for flush inside mount including brackets:..... 3 5/8"

SHALLOW MOUNT

- Minimum depth required for mounting:..... 3/4"

SIDE MOUNT

- Minimum depth for side mount:..... 1 1/4"
- Maximum shading width for side mount:..... 48"

OUTSIDE MOUNT

- Minimum surface area required for mounting:..... 3/4"

HEADRAIL INSERTS

The aluminum inserts for the Deluxe Headrail are available in the 16 translucent colors. The five Room Darkening fabrics will be paired with the aluminum strips in the following translucent colors:

ROOM DARKENING FABRIC COLOR		INSERT STRIP COLOR	
Frost	21-2100	Snowdrift	20-1000
Dove White	21-2200	Crystal	20-1001
Doe	21-2300	Fawn	20-1002
Honeysuckle	21-2400	Almond Butter	20-1016
Meringue	21-2500	Crystal	20-1001

CORD INFORMATION

- Kensington Window Shadings utilize a durable braided polyester cord.
- Cord will measure the length indicated below unless otherwise specified.

SHADING LENGTH	STANDARD LOOP
12" - 36"	2' (24")
36" - 48"	3' (36")
48" - 72"	4' (48")
72" - 96"	5' (60")
96" - 120"	6' (72")
120" - 132"	7' (84")

- Maximum cord length is 15 feet
- Cord can be ordered in custom lengths in one foot increments only.

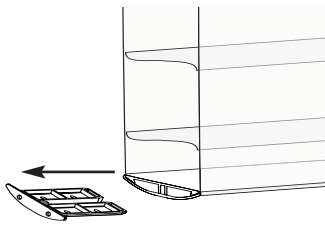
POLYESTER CORD

WARRANTY INFORMATION

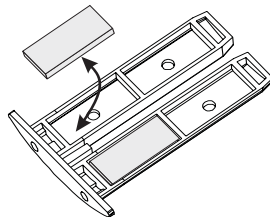
The braided polyester cord does not have a “reverse roll” stop. If a shading with a braided polyester cord is raised above 24" in the “reverse roll” mode, there is a possibility of the fabric rubbing on the headrail. The manufacturer reserves the right NOT to warrant wear and tear of fabric if damaged by the excessive force created during such use.

SKEW ADJUSTING BOTTOM RAIL

Bottom rail endcaps are weighted with two weights on each side. Remove endcap from rail on the finished shading. Weights are added or removed to adjust skewing. Add weight to the side the fabrics shifts to, or remove weight from the opposite side.



Remove endcap from rail on finished shade



Add or remove weights to adjust

HARDWARE OPTIONS

Hold Down Brackets

Hold down brackets are made of a clear plastic, which fit into holes in the endcap of the bottom rail. Brackets are most generally used to secure the bottom of the window shading to prevent swaying.

Extension Brackets

Extension or “L” brackets are available which can be used to project the back of the shading 4¼" from the mounting surface.

Spacer Blocks

Spacer blocks project the shading ¾" from the mounting surface. Use spacer blocks to obtain clearance when obstructions, such as window cranks or door handles, obstruct the movement of the shading.

Cord Tensioner

The cord tensioner keeps the continuous cord taut to prevent children and pets from entangling and subsequently injuring themselves.

SHADING OPERATION

Kensington Window Shadings feature a Continuous Cord View-Through System. This system provides the ability to manipulate the shading into various viewing positions.

- From the closed and retracted position (fabric inside the headrail), lower the fabric by pulling down on the rear portion of the polyester braided cord until you reach the desired shading position.
- Once lowered completely to the window sill, continuing to pull the cord in the same direction will open the horizontal fabric vanes, offering varied views to the outside.
- To retract the shading, simply pull down on the front of the cord until the shading reaches the desired viewing level or fabric position.

DESIGN AND OPERATION

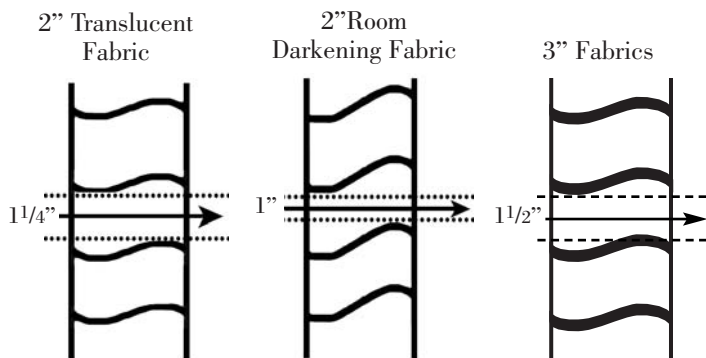
VIEWING OPTIONS

Kensington Window Shadings provide a choice of varied views to the outside for controlling light and privacy. Consequently, there are variations in visibility through the shadings when the vanes are tilted to their maximum open positions. The following five modes can be obtained with standard shading operation when viewing the shading at eye level.

- **CLOSED TOP, OPEN BOTTOM** – By partially lowering the shading from the fully raised position, the upper portion of your window will become semi-opaque while allowing a clear view below.
- **FULLY PRIVATE** – When lowered completely, the window shading provides complete privacy and softly diffuses light.
- **PARTIALLY OPEN** – Opening the shading slightly will gradually increase the level of light and allow varying levels of “view-through.”
- **“VIEW-THROUGH” WHEN LOWERED** – By completely opening the vanes, the shade provides a softened, veiled view to the outside.
- **“VIEW-THROUGH” WHEN RAISED** – From the open or “view-through” position, continuing to pull down on the back of the cord will raise the fabric allowing a clear view outside from below, and a veiled view above. This exclusive feature allows the shade to be raised up to 24" in this mode.

VANE OPENING

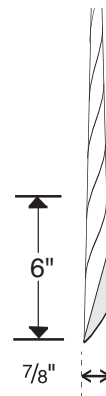
Vanes on the three styles of Sheer fabrics open to slightly different degrees. Consequently, there are variations in visibility through the shadings when the vanes are tilted to their maximum open positions. The variations among the products are shown in the below illustration when looking through the shading $\frac{1}{4}$ of the way up from the bottom.



VANE CLOSURE

Kensington Window Shadings fabric vanes overlap and provide privacy when closed. However, the inherent nature of the fabric will cause a slight increase in the distance from the front sheer to back sheer as you move further down the shading. These vanes do not form a perfect seal against light leakage, and is most visible toward the bottom of the shading.

Vane closure is measured as the distance between the front and rear fabric sheers 6" up from the lowest point of the bottom rail, with the shading fully lowered and the vanes closed. For translucent shadings, the maximum distance from the front sheer to the back sheer when closed is $\frac{7}{8}$ ". On room darkening fabrics, the distance is $\frac{5}{8}$ ". All 3" fabrics have a distance of 1".



SIDE-BY-SIDE ALIGNMENT

When Kensington Window Shadings are installed side-by-side, vane alignment can be guaranteed within $\frac{1}{4}$ " only if:

- The shadings are the same color and ordered at the same time.
- The sum total of the widths of all shades needing alignment is less than 102".
- Side-by-side lineup is indicated when the order is placed.

LEVELING THE SHADINGS

Kensington Horizontal Window Shadings are leveled and weighted in the factory. When installed level, the fabric will not skew when raised. If the headrail is not installed level, skewing can occur which can damage the fabric. Be sure to follow the installation instructions carefully to ensure correct and balanced operation.

MEASURING GUIDELINES

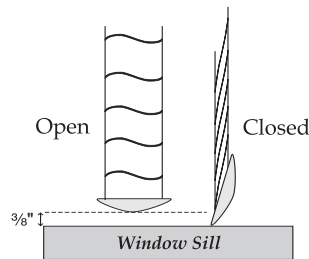
- Precise width and height measurements are critical. ***Fabric width cannot be altered after the shading is fabricated.***
- Please use a metal tape measure for accuracy from home to factory.
- The headrail must be installed perfectly level and installed evenly to ensure smooth operation. On an Inside Mount, it is recommended that you check to see that the mounting surface is level and consistent. If your soffit needs to be leveled, this should be done before measuring.

HEIGHT CONSIDERATIONS

The manufacturer will fabricate your window shading to the exact height ordered, when the vanes are in the open (or view-through) position. When the vanes are rotated to the closed position, the shading will become $\frac{3}{8}$ " longer.

When closed on an inside mount, a slight puckering can occur on the lower most sheer section because of contact with the sill. To compensate, slightly raise the shading until the rail begins to lift off the window sill.

If preferred, Kensington Window Shadings can be ordered $\frac{3}{8}$ " less than the window opening's measured height. In this case, the bottom rail will be positioned $\frac{3}{8}$ " above the sill when the vanes are in the open position. (See diagram at right). Rotating the vanes closed will cause the bottom rail to touch the window sill, closing any space.

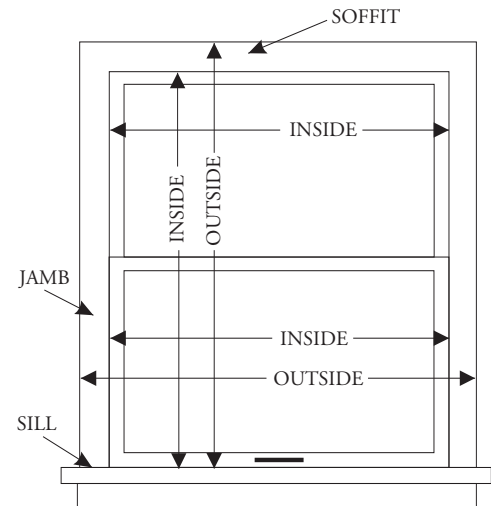


OUTSIDE MOUNT

- Measure the exact width and height of the area to be covered. On the width, allow at least $1\frac{1}{2}$ " of an overlap on each side. An overlap of 3" on each side is recommended.
- Be sure to take into consideration any obstructions such as window trim, molding, locks and window cranks.

SIDE MOUNT

- Shadings may be side mounted using "L" brackets. For side mounts, follow the instructions for inside mounts. An additional $\frac{1}{2}$ " will be taken off the standard inside mount deduction to allow room for the "L" brackets.
- The maximum shade width utilizing the side mount option is 48".



INSIDE MOUNT

- Measure across the width of your window opening in three different places – top, middle and bottom. Measurements should be taken within the window jamb. Provide the smallest of the three measurements to the manufacturer. Be exact. The manufacturer will make the necessary deductions to fit the window opening.
- Measure the height of the window opening from the underside of the soffit to the surface of the window sill in two places – use the smallest of these two measurements.

CARE AND CLEANING

The soft, delicate feel of the fabric belies the durability of the material. Kensington Horizontal Window Shadings are made from a sturdy, knitted polyester fabric which can be feather dusted or vacuumed at a low setting. Spots or stains can be lightly rubbed clean with a damp sponge and mild soap. To avoid discoloration of the material, we recommend against the use of chemical cleaners. The fabric may also be ultrasonically cleaned.

PROTECTING CHILDREN

- Be aware that it is possible for children to become entangled in loose cords. To reduce the risk of accidents, all cords must be kept out of reach of children. Please take note of your shadings cord lengths and request shorter cords when possible.
- Cord tensioners are included in all Kensington Horizontal Window Shadings. Please use them.

ORDERING INFORMATION

- Kensington Horizontal Window Shadings are a precision, hand-crafted product. Once fabricated, it cannot be altered for either width or height.
- In addition to width, height, cord positioning and color, you have the option of ordering custom cord lengths, hold down brackets and extension brackets. Please indicate these or any other special instructions on your order form when placing your order.

FLAME RESISTANCE

Horizontal Window Shadings fabric may be processed with a topical treatment to resist flames and adhere to strict flammability codes. For more information, contact your fabricator.

WARRANTY INFORMATION

FABRIC

Knitted fabric may experience minor weave variations due to heat, humidity and other room conditions. These variations can result in slight bowing, puckering and dimpling of the Shading material. This is considered normal and does not constitute a failure in either workmanship or materials. The possible variations are minor and have been shown, through case study, not to detract from the beauty of the product.

SERVICE AND REPAIR

Service may be obtained by contacting the fabricator.

LIFETIME LIMITED WARRANTY

The Kensington Horizontal Window Shadings will be free from defects in materials and workmanship for as long as the original purchaser owns the product, provided that the product was installed properly and in accordance with the window shading installation instructions. The lifetime limited warranty is extended to the original purchaser only, in the original window for which it was intended.



The warranty does not include any conditions or damages resulting from accidents, alterations, misuse, or failure to follow printed instructions on installation, cleaning and care, or repairs. This warranty also does not apply to conditions resulting from normal wear and tear.

THIS WARRANTY IS EXCLUSIVE AND IN LIEU OF ALL OTHER OBLIGATIONS, LIABILITIES OR WARRANTIES. In no event shall Kensington or its licensed fabricators or distributors be liable for **INCIDENTAL OR CONSEQUENTIAL DAMAGES**, or for any other damage. In some states, exclusion for incidental or consequential damages are not allowable.

BATTERY OPERATED MOTORIZED SHADINGS WARRANTY

Kensington Window Expressions warrants its motors to be free from defects in material and workmanship under normal and proper use for a period of five years starting from the date stamped on the motor. Mechanical, electrical and electronic accessories are warranted for one year from date of invoice.

TILT-ONLY SHEERS SPECIFICATIONS

Cover your Sidelights, Transoms or French Doors with a Kensington Tilt-Only Sheer. Kensington Tilt-Only Sheers feature a narrow headrail that can easily mount to a window frame or door with unobtrusive hinges. An operating handle will allow you to tilt the vanes from opened to fully closed.

Kensington Soft Sheers light filtering and room darkening fabric collections are available with the tilt-only option.

Rails and end caps on Kensington Tilt-Only Soft Sheers are matched to your fabric color selection.

Kensington Soft Sheers hinges and operating handles are available in three colors: white, brushed silver and brass to coordinate to traditional hardware. Please specify your color choice when ordering.



Tilt Only Sidelight Open



Tilt Only Sidelight Closed

Width and Length Dimensions

Tilt-Only Shadings

Minimum Width:	6"
Minimum Length:	12"

Maximum Width:	72"
Maximum Length:	96"

*Note: Shades over 72" in length are limited to a maximum of 36" in width.

Finished Dimensions Tilt-Only Shadings

Inside Mount

-Headrail* will measure ordered width minus:	3/16"
-Fabric will measure ordered width minus:	5/16"

Outside Mount

-Headrail* will measure ordered width plus:	3/16"
-Fabric will measure ordered width	
(width and length measurements may vary plus or minus 1/8")	

Exact Mount

-Headrail* will measure ordered width	
-Fabric will measure ordered width minus:	3/16"
(width and length measurements may vary plus or minus 1/8")	

Side Mount is not available for Tilt-Only Shadings

*Headrail measurements include end caps.

Mounting Requirements for Tilt-Only Soft Sheers

Inside Mount

Minimum depth for flush inside mount including installation hinges:	2 5/8"
---	--------

Shallow Mount

Minimum depth required for mounting:	1 1/2"
--------------------------------------	--------

Outside Mount

Minimum surface area required for mounting:	3/4"
---	------

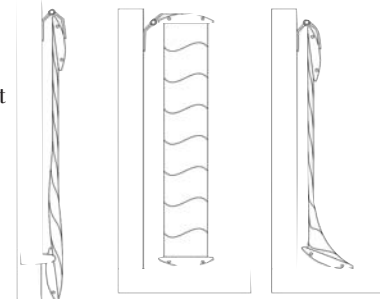
Side Mount is not available for Tilt-Only Shadings

Length Considerations

Your fabricator will fabricate your Tilt-Only Soft Sheers to the exact length ordered when the vanes are in the open (or view through) position. When the vanes are tilted to the closed position, the shading will become 1 3/4" longer.

When closed on an inside mount or when used with hold down brackets, a slight puckering may occur.

Please refer to drawings.



PRICE GROUP
1 B

TILT-ONLY

- 2" Translucent & Brushed Fabrics

Height To:	Width:	6"	12"	18"	24"	30"	36"	42"	48"	54"	60"	66"	72"
	12"		261	267	273	279	312	350	377	385	427	435	444
18"		261	270	277	285	319	360	389	398	443	454	465	554
24"		263	272	281	290	326	370	401	412	460	472	485	580
30"		264	275	285	295	334	379	413	425	477	491	504	605
36"		266	277	289	307	345	385	422	462	501	539	579	678
42"		285	299	312	325	366	407	450	492	536	579	621	725
48"		293	309	325	342	387	433	477	524	570	620	667	772
54"		301	319	337	357	406	455	507	556	606	660	714	817
60"		309	329	349	373	428	480	532	586	644	702	761	861
66"		327	349	371	389	447	505	562	621	683	746	810	908
72"		337	361	386	407	469	530	589	656	725	790	857	957
78"		346	372	398	418	485	548						
84"		356	385	413	435	505	571						
90"		367	397	428	453	524	597						
96"		377	410	443	471	547	623						

PRICE GROUP
2 B

TILT-ONLY

- 2" Room Darkening Fabrics

Height To:	Width:	6"	12"	18"	24"	30"	36"	42"	48"	54"	60"	66"	72"
	12"		287	293	300	307	343	386	415	423	470	479	489
18"		288	297	305	313	351	396	428	438	488	499	511	610
24"		289	299	309	319	358	407	440	453	506	520	533	638
30"		291	303	314	325	367	417	454	468	524	540	555	666
36"		292	305	318	340	381	423	465	507	552	591	637	745
42"		313	329	344	357	404	447	494	542	589	637	683	799
48"		322	340	357	375	424	476	524	577	628	682	734	847
54"		331	350	370	392	447	501	558	609	667	725	786	897
60"		340	362	383	412	469	528	587	644	709	775	838	947
66"		359	383	408	430	490	556	620	683	752	822	892	1000
72"		370	398	424	447	515	585	648	722	799	869	942	1052
78"		380	409	438	462	531	605						
84"		392	423	454	532	610	687						
90"		404	437	471	553	632	715						
96"		415	450	487	571	655	741						

Ordering Information

- Kensington Tilt-Only Horizontal Window Shadings are a precision, hand-crafted product. Once fabricated, it cannot be altered for either width or height.
- In addition to width, length, and color, you have the option of ordering hold down brackets and extension brackets. Please indicate these or any other special instructions on your order form when placing your order.

Protecting Children

- Be aware that Kensington Tilt-Only Horizontal Window Shadings have no cords or loose hanging strings making it an ideal feature for providing child safety.

Flame Resistance

- Tilt-Only Horizontal Window Shadings fabric may be processed with a topical treatment to resist flames and adhere to strict flammability codes. For more information, contact your fabricator.

Care and Cleaning

- The soft, delicate feel of the fabric belies the durability of the material. Kensington Tilt-Only Horizontal Window Shadings are made from a sturdy, knitted polyester fabric which can be feather dusted or vacuumed at a low setting. Spots or stains can be lightly rubbed clean with a damp sponge and mild soap. To avoid discoloration of the material, we recommend against the use of chemical cleaners. The fabric may also be ultrasonically cleaned.

PRICE GROUP		TILT-ONLY											
3 B		• 3" Translucent & Brushed Fabrics											
Height To:	Width:	6"	12"	18"	24"	30"	36"	42"	48"	54"	60"	66"	72"
	12"	281	287	295	301	336	378	407	415	461	469	479	569
	18"	282	291	299	307	344	388	419	430	478	489	501	598
	24"	283	293	303	313	351	399	432	444	496	509	523	625
	30"	285	297	308	318	359	409	445	459	514	529	544	653
	36"	286	299	312	331	372	416	455	498	541	581	625	731
	42"	307	323	337	350	395	439	485	530	578	625	670	782
	48"	316	333	350	369	417	466	514	565	615	668	719	833
	54"	325	343	363	385	437	491	546	600	654	712	770	881
	60"	334	355	376	402	462	517	574	632	695	757	821	928
	66"	352	376	400	420	482	545	606	670	737	805	873	979
	72"	363	390	416	439	506	571	635	708	782	851	924	1032
	78"	373	401	430	451	523	591						
	84"	384	415	445	469	546	616						
90"	396	428	461	489	565	644							
96"	407	441	478	507	590	671							

PRICE GROUP		TILT-ONLY											
4 B		• 3" Room Darkening Fabrics											
Height To:	Width:	6"	12"	18"	24"	30"	36"	42"	48"	54"	60"	66"	72"
	12"	309	316	324	331	370	416	447	456	506	517	527	626
	18"	310	320	329	338	379	427	461	472	526	538	551	658
	24"	312	323	333	344	387	438	475	489	546	560	575	688
	30"	314	326	339	350	396	450	489	505	565	582	599	718
	36"	315	329	343	366	411	456	501	546	596	638	687	804
	42"	338	355	371	385	436	482	533	584	635	687	737	862
	48"	348	366	385	404	458	513	565	622	677	735	792	914
	54"	357	378	399	423	482	541	602	657	719	782	847	968
	60"	367	391	413	445	506	570	634	695	764	836	904	1021
	66"	388	413	439	464	529	600	668	737	811	886	962	1078
	72"	399	429	457	482	555	631	699	779	862	937	1016	1135
	78"	410	441	472	498	572	652						
	84"	422	456	489	523	608	698						
90"	435	471	507	546	642	741							
96"	447	486	525	566	672	781							

KENSINGTON

WINDOW EXPRESSIONS™

Account Name: _____ Date: _____ Ship to: _____

Account Number: _____ Contact: _____ Address: _____

PO #: _____ Fax #: _____ City/State/Zip: _____

Sidemark: _____ Phone #: _____ Contact Phone: _____

Horizontal Shadings

Special Notes: _____

Line # / Tag Name	Fabric Color Size/Sku#	Measurements in inches		Mount (IB or OB)	Control Side (L or R)	Options		Additional Requests	
		Width	Length			Motorization	Control Options	Hold Down brackets	Extension Brackets
1									
2									
3									
4									
5									
6									
7									
8									
9									
10									