

# KENSINGTON

## WINDOW EXPRESSIONS™

# Verticals

Retail Price List 8-11-2008

Prices subject to change without notice

Oxford House, Inc. Corporate Headquarters-606 W St Rd 18-Fowler-In 47944- Phone 1800-533-9464 Fax 1-765-884-3274

Oxford House South -2530 N E Kirby Circle-Palm Bay-Florida-32905-Phone 1-800-528-5809-Fax 1-321-674-9744

Oxford House West-2750 Highland Dr. Suite E-Las Vegas-Nevada-89109-Phone 1-800-549-2769-Fax 702-657-6520

[WWW.Oxford-House.com](http://WWW.Oxford-House.com)

**GENERAL INFORMATION**

- ◆ Color Matching: To insure color match, all verticals must be ordered at same time. Colors and Styles subject to change without notice.
- ◆ **Factory Deductions: For Inside Mount, factory will deduct 1/2" from length and 1/4 from width.**
- ◆ Free Hang Verticals (FH) will be shipped with sewn-in weights as standard unless specified other wise.
- ◆ **Please examine all merchandise and packages for accuracy and to make sure all parts, brackets, etc. are included before sending them to be installed. While we constantly strive to make sure each order is exact and complete, we do occasionally make mistakes, and we cannot be responsible for trip chargers or reinstallation charges.**
- ◆ Heat registers, electric baseboard heat, or other heat sources can give off heat that is intense enough to scorch fabrics or melt PVC vanes or channel panels. Please allow clearance around these heat sources to avoid these problems.
- ◆ Because of the hems sewn in both the top and bottom of fabric vanes, shortening these vanes by less than 1" may be difficult or impossible, so please measure carefully.

**TERMS OF SALE**

- ◆ Cancellations: Accepted orders cannot be cancelled after goods are cut.
- ◆ Minimum invoice amount is \$10.00

**RETURNS:** Due to the custom nature of our products, we do not accept returns for credit. For repair and returns, prior authorization is needed. Call Customer Service for details.

**CLAIMS:** All claims, i.e., shortages, concealed damages, or credits must be made within 30 days of invoice.

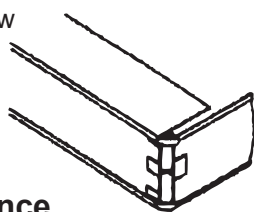
**72 HOUR RUSH ORDERS:** At your request we will give your order special handling and ship within 3 production days. The extra charge is \$10 net per blind, with a \$25 minimum per order.

**VERTICAL MATERIAL PRICE INDEX**

FABRIC			PVC		
		Group #			Group #
Feathers	FH & CG	2	Anabel	FH only	D
Hathaway	FH & CG	1	Athena	FH only	C
Junes	FH & CG	3	Bella	FH only	C
Lancaster	FH & CG	2	Bossanova	FH only	A
Mandalay	FH & CG	3	Carleton	FH only	A
Panache	FH & CG	2	Ciara	FH only	C
Pompeii	FH & CG	2	Flagstone	FH only	B
Shantung	FH & CG	2	Glendale	FH only	A
Somerset	FH & CG	3	Hamilton	FH only	B
Westbrook	FH & CG	3	Hastins	FH only	D
Whisper	FH & CG	1	Lillian	FH only	C
Wisteria	FH & CG	2	Lucerne	FH only	B
			Majestic	FH only	C
			Madison	FH only	B
			Sienna	FH only	C
			Verona	FH only	D
			Wilton	FH only	D

**Rounded Corner Valance**

This valance maintains all the features of the standard valance but offers a round corner that allows the louver material to flow continuously around the corner in a soft and more decorative look.



**Crowning Impressions Valance**



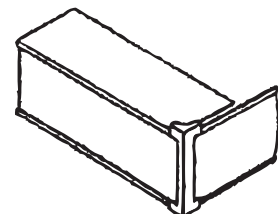
Single



Double

**Standard Valance**

The valance is a durable dust cover valance with clear edges, supplied with 7 inch returns and square corners. (See Price Charts)



**Headrails Dealer Net Cost: Decomatic \$0.60 per inch– Laserlite \$0.50 per inch**

### Price Group A

WIDTH TO:	25"	38"	50"	63"	75"	85"	88"	100"	113"	125"	138"	150"	163"	175"	188"	192"	Vanes Only
48" FH	75	91	110	127	147	163	171	190	209	223	243	262	284	306	316	329	7
60" FH	78	95	116	135	157	174	182	202	225	237	259	281	304	327	337	351	7
72" FH	82	100	123	142	166	185	193	215	237	256	276	298	324	347	366	381	8
84" FH	84	105	130	151	175	195	203	227	252	272	293	317	342	368	388	404	8
96" FH	88	110	137	159	185	206	214	239	266	289	312	334	362	389	414	431	9
108" FH	91	114	142	166	194	217	225	252	281	304	329	352	383	411	437	455	9
120" FH	94	118	150	174	203	226	236	265	294	319	345	370	401	432	460	480	10
132" FH	96	124	159	183	214	237	248	277	309	334	362	389	424	457	484	504	10
144" FH	99	132	168	193	224	248	259	290	324	350	379	410	446	482	507	528	12
<b>WAND CONTROL SYSTEM SURCHARGE</b> 20 Additional per unit																	
<b>Dust Cover Valance Surcharge</b>																	
Add	21	26	31	38	46	55	62	72	81	91	101	113	125	138	151	165	
<b>Crowning Impressions Surcharge</b>																	
Add	55	83	109	137	163	185	192	218	244	270	299	325	354	380	408	416	
Note: Due to oversized weight and/or dimensions, some orders may have to be shipped via truck line and, therefore, are subject to additional freight charges. Call your fabricator for pricing and details.																	

### Price Group B

WIDTH TO:	25"	38"	50"	63"	75"	85"	88"	100"	113"	125"	138"	150"	163"	175"	188"	192"	Vanes Only
48" FH	104	135	167	195	228	253	262	295	326	344	377	408	440	474	491	516	9
60" FH	112	144	180	211	246	274	284	319	353	372	408	443	481	516	535	563	9
72" FH	118	153	192	226	265	295	307	344	381	409	443	479	519	558	592	625	11
84" FH	126	163	208	242	284	315	329	369	409	445	482	518	561	603	645	679	11
96" FH	132	172	220	257	302	338	349	391	439	482	524	563	609	656	701	738	12
108" FH	140	183	233	273	319	358	372	419	468	518	563	606	656	705	755	795	12
120" FH	147	192	246	290	338	384	394	442	501	553	601	648	701	755	808	849	14
132" FH	153	205	259	305	357	408	414	470	533	589	640	690	747	804	862	907	14
144" FH	161	214	273	324	377	432	440	499	564	625	679	733	794	854	915	963	16
<b>WAND CONTROL SYSTEM SURCHARGE</b> 23 Additional per unit																	
<b>Dust Cover Valance Surcharge</b>																	
Add	26	33	39	47	56	67	76	87	98	110	122	136	150	166	181	198	
<b>Crowning Impressions Surcharge</b>																	
Add	65	99	130	163	194	220	229	260	291	322	357	388	422	453	487	496	
Note: Due to oversized weight and/or dimensions, some orders may have to be shipped via truck line and, therefore, are subject to additional freight charges. Call your fabricator for pricing and details.																	

### Price Group C

WIDTH TO:	25"	38"	50"	63"	75"	85"	88"	100"	113"	125"	138"	150"	163"	175"	188"	192"	Vanes Only
48" FH	109	140	172	202	235	258	266	297	331	364	398	433	467	503	535	563	10
60" FH	117	151	188	222	259	284	294	329	369	405	442	482	519	559	596	628	11
72" FH	125	164	204	242	283	312	322	362	404	446	487	530	572	617	657	691	11
84" FH	133	176	221	263	307	339	350	394	441	487	531	579	624	673	717	755	13
96" FH	141	188	237	283	332	366	379	427	477	527	575	628	677	728	778	819	14
108" FH	150	200	254	304	356	394	407	459	513	567	620	676	729	785	839	883	14
120" FH	158	212	269	324	381	421	435	492	550	608	664	725	782	842	899	947	16
132" FH	166	224	286	344	404	448	463	523	586	648	709	773	835	899	961	1011	16
144" FH	173	237	302	364	429	476	493	555	622	688	754	822	889	956	1022	1076	18
<b>WAND CONTROL SYSTEM SURCHARGE</b> 23 Additional per unit																	
<b>Dust Cover Valance Surcharge</b>																	
Add	32	42	53	64	77	90	104	118	133	149	165	182	200	219	238	258	
<b>Crowning Impressions Surcharge</b>																	
Add	67	102	134	168	200	227	237	269	301	333	368	400	435	467	502	512	
Note: Due to oversized weight and/or dimensions, some orders may have to be shipped via truck line and, therefore, are subject to additional freight charges. Call your fabricator for pricing and details.																	

Price Group D

WIDTH TO:	25"	38"	50"	63"	75"	85"	88"	100"	113"	125"	138"	150"	163"	175"	188"	192"	Vanes Only
48" FH	115	147	181	212	248	271	281	313	350	384	420	457	493	530	564	594	11
60" FH	124	160	198	234	273	301	310	347	389	428	467	508	549	591	629	662	11
72" FH	132	174	215	256	299	329	339	381	426	471	515	560	603	651	693	730	12
84" FH	141	186	233	277	324	358	370	415	465	515	561	611	659	710	758	797	12
96" FH	149	196	251	299	350	386	400	451	504	556	6126	663	715	769	822	865	14
108" FH	158	211	268	321	377	415	429	485	543	598	654	715	770	829	887	933	14
120" FH	167	225	284	341	401	445	459	549	581	642	702	766	826	890	950	1000	16
132" FH	175	237	302	363	426	474	490	553	618	685	749	817	882	949	1014	1068	16
144" FH	183	251	319	384	453	502	521	586	657	727	797	868	939	1009	1079	1136	17

WAND CONTROL SYSTEM SURCHARGE 23 Additional per unit

Dust Cover Valance Surcharge

Add	33	42	53	64	76	88	102	116	130	146	161	178	195	214	233	251
-----	----	----	----	----	----	----	-----	-----	-----	-----	-----	-----	-----	-----	-----	-----

Crowning Impressions Surcharge


Add	65	99	130	163	194	220	229	260	291	322	357	388	422	453	487	496
-----	----	----	-----	-----	-----	-----	-----	-----	-----	-----	-----	-----	-----	-----	-----	-----

Note: Due to oversized weight and/or dimensions, some orders may have to be shipped via truck line and, therefore, are subject to additional freight charges. Call your fabricator for pricing and details.

**VERTICAL TRACK OPTIONS**



**Butted Blinds (Paired)** – The vertical track system can be assembled so two headrails can butt together end to end. This procedure would be used when the area to be covered by the blind exceeds 16" in width. The controls for rotation and traversal would remain independent with each headrail; however, there would be no light gap between the blinds when they are completely closed.

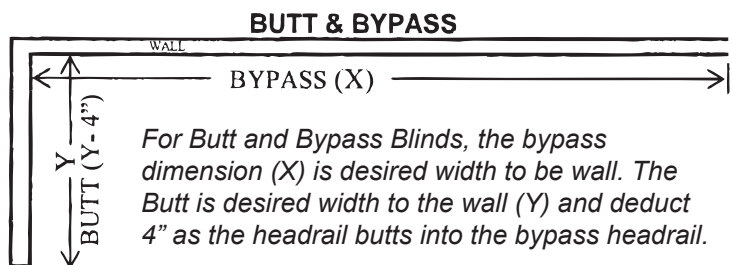
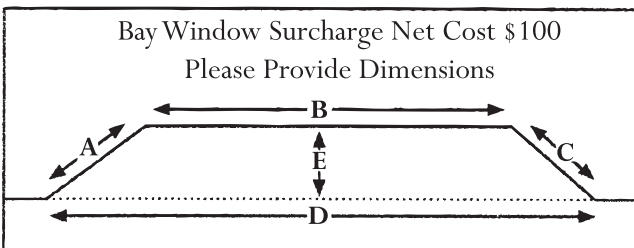


**Cut-Outs** – Any blind can be ordered for cut-out installations (around air conditioners, heat registers, or other obstructions). Be sure to provide a drawing with the exact width and length to be cut out. Surcharge: \$40.00 (Net Dealer Cost).



**Wand Control**

Vane rotation is achieved by a clear plastic wand. Surcharge: \$10.00 (Net Dealer Cost).



Price Group 1

WIDTH TO:	25"	38"	50"	63"	75"	85"	88"	100"	113"	125"	138"	150"	163"	175"	188"	192"	Vanes Only
48" FH	93	115	141	167	192	210	216	245	271	304	331	360	390	419	446	469	8
INSERT	115	151	187	223	260	286	296	332	371	412	451	490	531	570	608	641	15
60" FH	94	121	150	176	206	227	233	266	294	329	358	390	421	453	483	508	9
INSERT	124	164	207	247	291	323	334	378	422	470	515	560	607	652	696	733	16
72" FH	98	128	159	187	220	243	250	284	316	353	385	419	453	486	519	546	10
INSERT	135	181	229	276	325	362	374	426	475	529	577	629	682	734	784	825	17
84" FH	102	136	168	200	235	260	268	304	338	377	412	447	485	520	555	585	10
INSERT	145	199	252	306	361	401	415	470	527	588	643	699	758	813	869	915	20
96" FH	106	139	174	208	245	270	278	316	352	393	430	468	507	544	581	612	12
INSERT	154	209	267	322	380	420	435	492	552	614	673	733	794	853	912	959	21
108" FH	110	146	184	221	259	286	296	336	375	417	457	496	537	577	616	649	12
INSERT	163	224	286	346	409	457	473	537	601	669	734	799	866	930	995	1048	23
120" FH	114	154	193	231	273	302	313	355	396	440	483	524	568	611	652	687	13
INSERT	174	239	307	374	443	495	511	583	651	726	794	865	937	1009	1078	1134	25
132" FH	117	161	202	244	286	317	329	374	417	465	508	553	599	644	688	723	14
INSERT	184	255	329	401	477	532	550	626	702	781	856	933	1010	1086	1162	1222	28
144" FH	122	168	212	256	301	335	345	392	438	488	534	582	630	677	722	760	14
INSERT	194	273	351	429	509	569	589	670	751	835	917	997	1080	1163	1243	1309	29
WAND CONTROL SYSTEM SURCHARGE 17 Additional per unit																	
Dust Cover Valance Surcharge																	
Add	18	23	28	33	40	48	55	63	71	81	90	100	110	122	133	146	
Crowning Impressions Surcharge																	
Add	48	74	97	121	144	163	170	193	216	239	265	288	313	336	361	368	
Note: Due to oversized weight and/or dimensions, some orders may have to be shipped via truck line and, therefore, are subject to additional freight charges. Call your fabricator for pricing and details.																	

Price Group 2

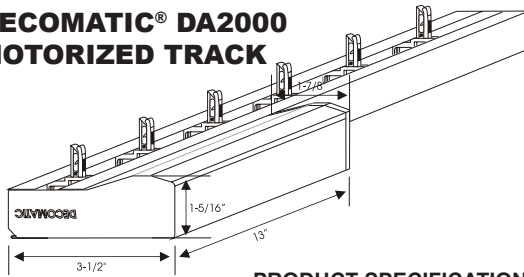
WIDTH TO:	25"	38"	50"	63"	75"	85"	88"	100"	113"	125"	138"	150"	163"	175"	188"	192"	Vanes Only
48" FH	112	146	184	218	257	283	293	323	361	400	436	475	512	551	588	619	10
INSERT	137	187	238	286	338	374	389	440	491	548	600	652	707	760	811	853	14
60" FH	120	161	202	242	286	317	328	356	398	439	480	524	566	608	650	684	11
INSERT	152	214	272	330	390	434	450	510	570	635	696	757	820	882	943	994	18
72" FH	127	175	221	266	314	349	361	390	436	485	532	578	626	673	719	756	12
INSERT	170	240	307	373	443	494	511	581	650	725	792	863	935	1004	1075	1132	20
84" FH	136	188	240	292	344	382	395	427	476	532	582	634	686	738	788	830	13
INSERT	187	266	343	419	497	554	574	650	728	811	889	968	1049	1129	1207	1270	24
96" FH	144	196	248	300	355	396	408	464	518	578	634	689	746	804	858	904	14
INSERT	205	293	378	462	550	613	634	686	770	857	940	1022	1109	1192	1276	1343	28
108" FH	152	208	266	323	382	426	440	500	560	624	684	745	808	868	926	976	16
INSERT	223	320	414	505	601	672	695	755	845	940	1031	1124	1217	1310	1400	1474	31
120" FH	161	222	284	347	410	457	473	539	602	671	734	799	866	932	996	1049	18
INSERT	240	346	448	550	655	732	756	821	920	1025	1123	1224	1325	1427	1526	1607	34
132" FH	168	236	302	370	438	488	505	575	643	718	785	856	926	996	1066	1122	18
INSERT	259	373	482	594	707	790	817	888	995	1109	1216	1324	1435	1544	1651	1739	37
144" FH	176	251	322	392	467	520	539	612	685	763	836	912	988	1062	1135	1195	19
INSERT	276	398	518	638	760	851	880	955	1070	1192	1308	1426	1544	1661	1777	1871	40
WAND CONTROL SYSTEM SURCHARGE 0 Additional per unit																	
Dust Cover Valance Surcharge																	
Add	20	25	30	36	43	52	59	67	76	85	95	106	116	128	140	154	
Crowning Impressions Surcharge																	
Add	50	77	101	126	150	170	178	202	226	250	276	300	326	350	377	384	
Note: Due to oversized weight and/or dimensions, some orders may have to be shipped via truck line and, therefore, are subject to additional freight charges. Call your fabricator for pricing and details.																	

Price Group 3

WIDTH TO:	25"	38"	50"	63"	75"	85"	88"	100"	113"	125"	138"	150"	163"	175"	188"	192"	Vanes Only
48" FH	124	164	206	246	289	322	331	370	413	456	498	544	584	630	673	708	10
INSERT	149	200	254	306	359	397	410	467	522	581	636	691	749	805	859	905	16
60" FH	134	181	228	276	325	361	373	410	460	508	556	605	653	703	751	791	11
INSERT	167	227	289	352	415	462	478	544	607	676	740	806	875	940	1004	1057	19
72" FH	144	199	251	305	361	402	415	452	506	560	613	668	722	776	829	872	13
INSERT	184	254	328	398	472	527	545	619	694	773	847	922	998	1074	1148	1208	22
84" FH	155	216	276	336	398	443	457	494	544	616	674	736	796	854	914	962	14
INSERT	202	283	365	446	530	592	612	696	780	868	952	1037	1122	1208	1292	1361	25
96" FH	166	227	289	350	413	460	475	540	604	673	737	803	870	935	1000	1052	17
INSERT	218	312	403	493	588	656	679	773	866	964	1057	1151	1248	1343	1436	1512	28
108" FH	175	242	311	376	448	497	514	586	656	728	799	871	944	1015	1085	1141	18
INSERT	238	341	442	544	646	721	746	850	953	1060	1163	1267	1374	1476	1579	1662	30
120" FH	186	258	331	404	480	535	554	631	707	786	862	938	1018	1094	1170	1231	19
INSERT	256	371	480	590	702	786	812	926	1038	1156	1267	1382	1496	1610	1723	1814	35
132" FH	197	275	354	433	514	574	594	677	757	844	925	1008	1091	1175	1255	1321	20
INSERT	276	398	518	638	761	850	881	1003	1126	1253	1374	1496	1621	1746	1867	1966	38
144" FH	208	292	376	462	547	613	634	722	809	900	988	1076	1165	1254	1340	1411	23
INSERT	294	427	556	685	817	914	948	1079	1211	1346	1480	1613	1747	1879	2011	2117	41
WAND CONTROL SYSTEM SURCHARGE 18 Additional per unit																	
Dust Cover Valance Surcharge																	
Add	22	26	31	37	44	53	60	68	77	86	96	107	118	130	142	155	
Crowning Impressions Surcharge																	
Add	50	77	101	126	150	170	178	202	226	250	276	300	326	350	377	384	
Note: Due to oversized weight and/or dimensions, some orders may have to be shipped via truck line and, therefore, are subject to additional freight charges. Call your fabricator for pricing and details.																	

# Decomatic Vertical Headrail Upgrades

## DECOMATIC® DA2000 MOTORIZED TRACK

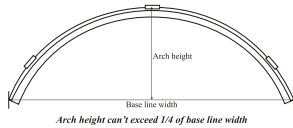
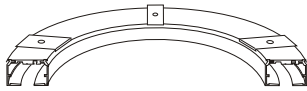


### PRODUCT SPECIFICATIONS

**Minimum Width:** 15"  
**Maximum Width:** 240"  
**Maximum Blind Weight:** 65 lbs  
**Max. Vane Weight:** 1-1/4 lbs.  
**Installation Height:** Maximum 16"  
**Extrusion Color:** Clear Anodized, White  
**Vane Spacing Available:** 2", 3-1/2", 4", 5" and custom sizes up to 8"  
**Control Options:** Wall Switch, IR (infrared), RF (radio), Sun Sensor, Timer, RS-232

**Motor Location:** Left rear  
**Stack Options:** One-way, Split, Center  
**Input Voltage:** 12V  
**Power Consumption:** 0.2-1.0 A  
**Tractive Power:** 140 N  
**Torque of Tilt:** 30 Ncm  
**Operating Speed:** Approximate 10' per minute

## DECOMATIC CURVED TRACK SYSTEM



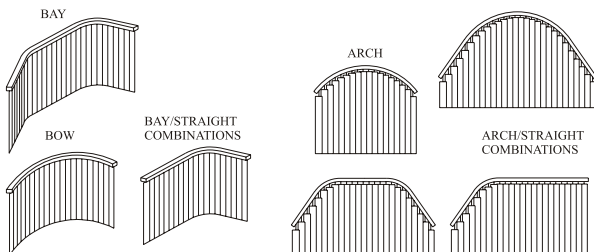
**Minimum Arc Length:** 10"  
**Maximum Arc Length:** 220"  
**Minimum Radius:** 2" vane = 18" / 3-1/2" vane = 26" / 4" vane = 30" / 5" vane = 36"  
**Max. Blind Weight:** 65 lbs.  
**Max. Vane Weight:** 1-1/4 lbs.  
**Extrusion Color:** Clear Anodized  
**Vane Spacing Available:** 2", 3-1/2", 4", 5"  
**Control Options:** Cord/Chain, DA2000 (15" of straight required)  
**Control Positions:** Right, Left  
**Stack Options:** One-Way, Split, Center, Opposite

**Minimum Arc Length:** 10"  
**Maximum Arc Length:** 220"  
**Minimum Radius:** 20"  
**Max. Blind Weight:** 45 lbs.  
**Max. Vane Weight:** 10 oz.  
**Extrusion Color:** Clear Anodized  
**Vane Spacing Available:** 2", 3-1/2", 4", 5"  
**Control Options:** Cord/Chain, DA2000 (15" of straight required)  
**Control Positions:** Right, Left  
**Stack Options:** Center

A specially designed shaft delivers smooth, quiet operation with 100% rotation and traversing.



## POSSIBLE CURVING COMBINATIONS



**Options** – Motorization – unit must have 18" of straight track in one end for motorization  
**Colors** – Anodized aluminum

## Standard Decomatic Vertical Headrail Specifications

**General** - Heavy-duty vertical system capable of rotating and traversing at widths up to 240" for residential and commercial applications. The hook replacement features is provided with Decomatic tracks.

**Operation** - Available in one-way, split draw, center stack and off-center split.

**Specialty Applications** - Curve arch, bow or bay curve, motorized, slope (angle) tracks, one wand control and top and bottom tracks (wall mounted and skylight).

**Headrail** - Made of extruded aluminum alloy 6063-T5, 1-1/2" wide X 1" high. The extrusion has a normal wall thickness of .045". The finish is anodized, white or bronze.

**Tilt Rod** - Made of extruded aluminum alloy 6063-T5, 1-4" diameter, single groove.

**Louver Carrier** - Each carrier is 5-16" wide with two wheels, molded of self lubricating plastic such as celcon. The carriers have a geared clutch system for overload protection and a steel clutch spring to reinforce positive action. There also is a unique stabilizer bar designed to fit into the extruded slot in the aluminum headrail to provide smooth traversing along the width of the headrail. The hooks of the carrier are made of clear, high ultra-violet resistant polycarbonate and are replaceable even while the unit is installed. The carriers provide the louvers with 185° rotation capability to provide full louver closure and will stay in position unless reset.

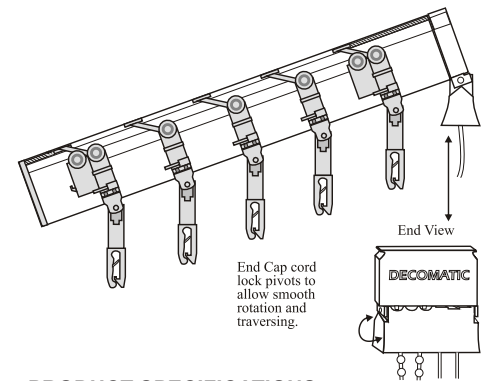
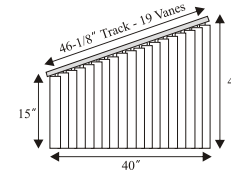
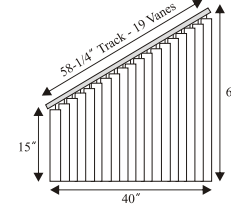
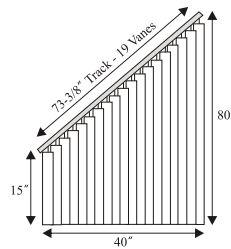
The rotation chain is made of celcon beads molded onto a nylon cord or #6 metal chain. One full cycle of the control chain (13-1/2") will self align the louvers.

**Spacer Links** - The spacers, made of flexible, corrosion proof, stainless steel, are interlocked between carriers to provide smooth traversing. Spacers are 6.03 mm .19 mm. Spacing systems are designed for 2", 2-1/2", 3", 3-1/2", 4" and 5" louver widths. Special spacing is available upon request. Spacing is equal on all louver widths.

**End Caps** - All Decomatic tracks are manufactured with completely covered end caps, concealing internal parts for a custom, finished appearance. The end caps are molded of self lubrication plastic such as celcon and their unique design allows for only 1/4" light gap on the control of inside mount vertical. The Decomatic system is available with standard direct drive 1-to-1 rotation mechanism (13-1/2" of chain required to rotate 180°), or a 4-to-1 ratio rotation mechanism (46" of chain required to rotate 180°).

**Stack** - 5-16" wide carrier and 1/4" light gap end cap allows for very tight stacking. 122" one-way draw track stacks in 15" space.

## DECOMATIC SLOPE OR ANGLE TRACK SYSTEM



### PRODUCT SPECIFICATIONS

**Minimum Width:** 10"  
**Maximum Width:** 240"  
**Maximum Angle:** 55°, up to 64° by cutting corner of vane  
**Maximum Blind Weight:** 45 lbs  
**Maximum Vane Weight:** 10 oz.  
**Extrusion Color:** Clear Anodized, White, Bronze

**Vane Spacing Available:** 2", 3-1/2", 4", 5"  
**Control Options:** Cord/Chain, DA1000, DA2000  
**Control Positions:** High Side, Low Side  
**Stack Options:** One-Way (must stack to high side)

The number of vanes is determined by the bottom width of the window opening and will stay the same regardless of angle or length of track.

**NOTE:** If a standard unit is mounted directly below slope track and the standard unit is the same width as the bottom width of the slope track, both units will have the same vane count.

**Call For Quote for All Custom Specialty Vertical Headrails**  
**1-800-533-9464**

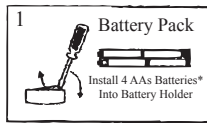
# Quality



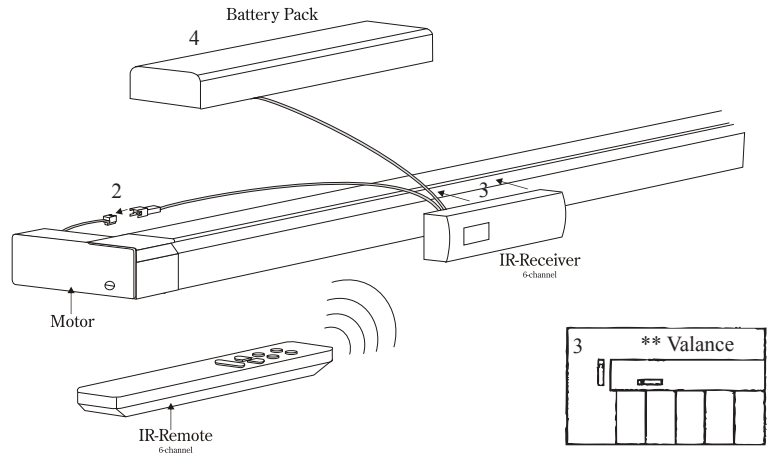
– Committed to Quality –

We are dedicated to producing quality window treatments delivered on time and with a high level of service and responsiveness. Our Customer Service teams are trained to respond to your needs. Call us ... WE'RE HERE FOR YOU!

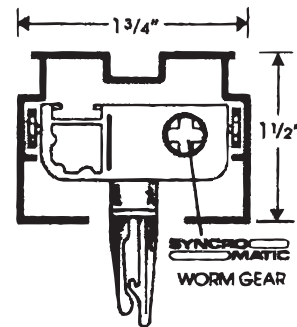
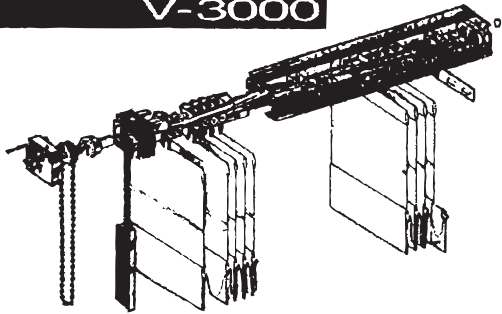
## ◆ ◆ ◆ MOTORIZATION ◆ ◆ ◆



**DEALER NET COST: \$75.00**  
**REMOTE: \$25.00**



## LASERLITE V-3000



**WARRANTY:**  
LASERLITE V-3000 TRACK CARRIES A LIFETIME LIMITED WARRANTY AGAINST DEFECTS IN MATERIALS AND WORKMANSHIP.

ONE WAY DRAW*						VANE COUNT AND STACKING CHART								
BLIND WIDTH IN INCHES	NO. OF VANES	APPROX. STACK SPACE IN INCHES	BLIND WIDTH IN INCHES	NO. OF VANES	APPROX. STACK SPACE IN INCHES	BLIND WIDTH IN INCHES	NO. OF VANES	APPROX. STACK SPACE IN INCHES	BLIND WIDTH IN INCHES	NO. OF VANES	APPROX. STACK SPACE IN INCHES	BLIND WIDTH IN INCHES	NO. OF VANES	APPROX. STACK SPACE IN INCHES
16	5	4	52	17	9-1/4	88	29	14-1/2	124	40	19-3/8	160	52	24-5/8
18	6	4-1/2	54	18	9-3/4	90	29	14-1/2	126	41	19-3/4	162	52	24-5/8
20	7	4-7/8	56	18	9-3/4	92	30	15	128	41	19-3/4	164	53	25-1/2
22	7	4-7/8	58	19	10-1/8	94	31	15-3/8	130	42	20-1/4	166	53	25-1/2
24	8	5-3/8	60	20	10-5/8	96	31	15-3/8	132	43	20-5/8	168	44	26
26	9	5-3/4	62	20	10-5/8	98	32	15-7/8	134	43	20-5/8	170	55	26-1/2
28	10	6-1/4	64	21	11	100	33	16-1/4	136	44	21-1/8	172	55	27
30	10	6-1/4	66	22	11-1/2	102	33	16-1/4	138	45	21-1/2	174	56	27
32	11	6-5/8	68	22	11-1/2	104	34	16-3/4	140	45	21-1/2	176	57	27-1/2
34	11	6-5/8	70	23	11-7/8	106	34	16-3/4	142	46	22	178	57	27-1/2
36	12	7-1/8	72	24	12-3/8	108	35	17-1/8	144	47	22-3/8	180	58	28
38	13	7-1/2	74	24	12-3/8	110	36	17-5/8	146	47	22-3/8	182	59	28
40	13	7-1/2	76	25	12-3/4	112	36	17-5/4	148	48	22-7/8	184	59	28-1/2
42	14	8	78	25	12-3/4	114	37	18	150	48	22-7/8	186	60	29
44	15	8-3/8	80	26	13-1/4	116	38	18-1/2	152	49	23-1/4	188	61	29
46	15	8-3/8	82	27	13-5/8	118	38	18-1/2	154	50	23-3/4	190	61	29-1/2
48	16	8-7/8	84	27	13-5/8	120	39	18-7/8	156	50	23-3/4	192	62	29-1/2
50	16	8-7/8	86	28	14-1/8	122	39	18-7/8	158	51	24	194	62	30

- 1) Round up your blind width (example: for a 96-1/2" wide blind, use 70" in the chart).
- 2) For center open blinds, add 2 vanes to "NO. OF VANES" in above one way draw chart.
- 3) Charts will give a close approximations, thus the final blind may be built with several fewer vanes than you may have originally determined.