



VERTICALS

Retail Price List

April 9th, 2007 — Prices subject to change

Oxford House • 606 W State Rd. 18 • Fowler IN 47944 • Tel. 800-533-9464 Fax 765-884-3274
Oxford House South • 7614 Progress Circle Ste #108 • Melbourne, FL 32904 • Tel. 800-528-5809 Fax 321-674-9744
Oxford House West • 2629 East Craig Road Unit F • Las Vegas NV 89030 • Tel. 800-549-2769 Fax 702-657-6520
On the web at <http://www.oxford-house.com>

GENERAL INFORMATION

- ◆ Color Matching: To insure color match, all verticals must be ordered at same time. Colors and Styles subject to change without notice.
- ◆ **Factory Deductions: For Inside Mount, factory will deduct 1/2" from length and 1/4 from width.**
- ◆ Free Hang Verticals (FH) will be shipped with sewn-in weights as standard unless specified otherwise.
- ◆ **Please examine all merchandise and packages for accuracy and to make sure all parts, brackets, etc. are included before sending them to be installed. While we constantly strive to make sure each order is exact and complete, we do occasionally make mistakes, and we cannot be responsible for trip charges or reinstallation charges.**
- ◆ Heat registers, electric baseboard heat, or other heat sources can give off heat that is intense enough to scorch fabrics or melt PVC vanes or channel panels. Please allow clearance around these heat sources to avoid these problems.
- ◆ Because of the hems sewn in both the top and bottom of fabric vanes, shortening these vanes by less than 1" may be difficult or impossible, so please measure carefully

TERMS OF SALE

- ◆ Cancellations: Accepted orders cannot be cancelled after goods are cut.
- ◆ Minimum invoice amount is \$10.00

RETURNS: Due to the custom nature of our products, we do not accept returns for credit. For repair and returns, prior authorization is needed. Call Customer Service for details.

CLAIMS: All claims, i.e., shortages, concealed damages, or credits must be made within 30 days of invoice.

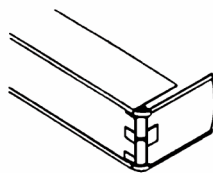
72 HOUR RUSH ORDERS: At your request we will give your order special handling and ship within 3 production days. The extra charge is \$10 net per blind, with a \$25 minimum per order.

VERTICAL MATERIAL PRICE INDEX

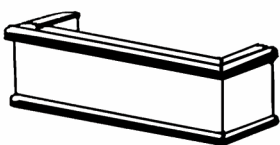
FABRIC			Group #	PVC			Group #
Calgary	FH & CG		4	Bali	FH only		C
Chenile	FH & CG		5	Beckley	FH only		E
Elle'	FH & CG		1	Cadiz	FH only		C
Jakarta	FH & CG		6	Cala	FH only		C
Panache	FH & CG		5	Curved PVC	FH only		A
Pompeii	FH & CG		5	Custom Groover	FH only		2
Shantung	FH & CG		3	Custom Insert	FH only		6
Soka	FH & CG		2	Fresno	FH only		D
Venice	FH & CG		4	Jasmine	FH only		E
Whisper	FH & CG		3	Leisure Wood	FH only		B
				Leno	FH only		D
				Madeira	FH only		D
				Monaco	FH only		E
				Natural Weaves	FH only		E
				Parchment	FH only		C
				Penland	FH only		B
				Ribbed Metallic	FH only		D
				Ribbed PVC	FH only		B
				Somerset	FH only		C
				Waterford	FH only		E

Rounded Corner Valance

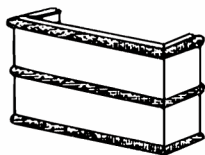
This valance maintains all the features of the standard valance but offers a round corner that allows the louver material to flow continuously around the corner in a soft and more decorative look.



Crowning Impressions Valance



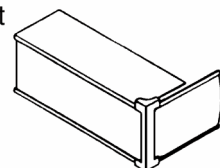
Single



Double

Standard Valance

The valance is a durable dust cover valance with clear edges, supplied with 7 inch returns and square corners. (See Price Charts)



Headrails Dealer Net Cost: Decomatic \$0.60 per inch — Laserlite \$0.50 per inch

Price Group A

WIDTH TO:	25"	38"	50"	63"	75"	78"	85"	88"	100"	113"	125"	138"	150"	163"	175"	188"	191"	Single Vanes
48" FH	237	290	342	396	444	473	498	501	549	599	648	702	752	802	855	906	918	15
60" FH	249	306	363	421	474	505	534	535	588	644	697	756	811	867	925	980	992	16
72" FH	260	319	385	444	506	538	567	571	656	746	818	883	944	1017	1096	1171	1199	18
84" FH	270	335	404	469	534	568	602	606	692	791	870	938	1004	1082	1165	1241	1274	19
96" FH	281	350	425	495	563	599	639	648	738	838	923	997	1066	1152	1240	1326	1359	21
108" FH	290	363	444	519	595	634	673	682	777	883	973	1051	1125	1216	1310	1400	1434	22
120" FH	300	380	465	543	622	662	709	719	817	927	1020	1107	1186	1279	1379	1472	1510	23
132" FH	308	394	485	567	652	694	742	754	857	973	1071	1160	1244	1345	1448	1549	1584	24
144" FH	318	409	504	595	682	726	777	789	896	1016	1120	1215	1303	1409	1516	1622	1659	25
Dust Cover Valance																		
Single	41	51	65	76	92	98	108	113	120	133	148	161	175	186	201	215	219	
Round Corner Valance	51	60	75	87	102	108	119	123	131	143	157	172	186	196	211	225	230	
Crown Impressions																		
Single	113	149	180	218	253	269	287	290	321	356	390	425	460	496	527	564	571	
Double	177	240	296	357	416	443	475	482	532	595	652	713	769	831	889	951	964	
Decomatic	20	32	44	50	62	64	68	72	82	90	102	114	122	132	144	156	168	

Price Group B

WIDTH TO:	25"	38"	50"	63"	75"	78"	85"	88"	100"	113"	125"	138"	150"	163"	175"	188"	191"	Single Vanes
48" FH	273	341	414	482	549	585	619	622	686	755	820	893	961	1026	1096	1165	1183	16
60" FH	294	370	448	518	588	626	639	662	732	803	872	947	1017	1089	1163	1232	1251	18
72" FH	307	382	461	532	605	644	659	685	757	834	904	984	1055	1129	1209	1280	1299	19
84" FH	316	388	472	550	625	666	682	708	782	861	936	1020	1096	1171	1252	1332	1350	21
96" FH	321	402	486	565	645	686	704	731	809	889	979	1054	1134	1215	1298	1378	1399	23
108" FH	327	410	497	583	664	707	726	752	836	917	1002	1091	1174	1256	1344	1426	1447	24
120" FH	335	420	509	598	682	726	749	774	861	942	1032	1126	1211	1298	1388	1500	1517	25
132" FH	340	429	524	613	704	750	771	798	886	970	1062	1157	1247	1338	1430	1520	1546	27
144" FH	347	440	535	630	722	769	791	820	912	1003	1106	1203	1306	1403	1470	1628	1691	29
Dust Cover Valance																		
Single	45	56	73	83	102	108	119	123	132	146	162	177	192	206	221	237	241	
Round Corner Valance	56	65	82	94	111	118	128	133	145	157	172	186	203	215	232	247	252	
Crown Impressions																		
Single	123	135	165	197	230	245	261	264	292	323	354	386	417	451	480	513	520	
Double	194	218	269	324	377	402	432	438	484	541	593	648	700	756	808	864	876	
Decomatic	20	32	44	50	62	64	68	72	82	90	102	114	122	132	144	156	168	

Price Group C

WIDTH TO:	25"	38"	50"	63"	75"	78"	85"	88"	100"	113"	125"	138"	150"	163"	175"	188"	191"	Single Vanes
48" FH	327	411	495	577	662	705	748	751	830	916	997	1086	1169	1252	1340	1424	1445	18
60" FH	348	444	538	630	720	766	818	820	907	997	1086	1184	1271	1362	1457	1550	1572	21
72" FH	367	463	565	662	779	829	860	864	980	1117	1230	1333	1429	1511	1660	1772	1813	22
84" FH	377	484	588	693	819	872	904	907	1031	1176	1293	1403	1504	1608	1746	1867	1908	23
96" FH	391	501	615	725	838	893	956	970	1103	1251	1382	1501	1614	1746	1881	2009	2058	25
108" FH	416	524	651	777	898	956	1027	1044	1186	1345	1484	1613	1737	1879	2024	2163	2213	27
120" FH	420	553	692	828	962	1024	1098	1114	1265	1435	1585	1724	1859	2011	2166	2316	2365	28
132" FH	440	583	732	876	1021	1087	1170	1188	1347	1527	1688	1838	1980	2141	2306	2469	2521	29
144" FH	462	613	772	925	1082	1151	1240	1259	1429	1616	1787	1948	2100	2274	2450	2620	2676	31
Dust Cover Valance																		
Single	50	62	80	92	111	118	131	135	145	161	178	194	212	226	243	261	265	
Round Corner Valance	60	73	90	102	121	129	140	145	155	172	189	203	225	237	254	271	276	
Crown Impressions																		
Single	135	149	180	218	253	269	287	290	321	356	390	425	460	496	527	564	571	
Double	213	240	296	357	416	443	475	482	532	595	652	713	769	831	889	951	964	
Decomatic	20	32	44	50	62	64	68	72	82	90	102	114	122	132	144	156	168	

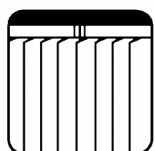
Price Group D

WIDTH TO:	25"	38"	50"	63"	75"	78"	85"	88"	100"	113"	125"	138"	150"	163"	175"	188"	191"	Single Vanes
48" FH	339	420	508	588	669	712	755	759	837	917	998	1085	1164	1235	1321	1400	1422	21
60" FH	352	442	535	629	721	768	818	821	910	1003	1094	1193	1281	1365	1459	1552	1575	23
72" FH	373	477	586	687	791	842	903	906	1037	1176	1279	1419	1507	1614	1738	1857	1901	24
84" FH	396	512	634	746	866	922	985	993	1134	1281	1397	1535	1651	1772	1907	2040	2083	25
96" FH	409	536	668	797	923	983	1059	934	1222	1383	1526	1662	1788	1933	2082	2230	2278	28
108" FH	432	573	716	857	998	1063	1143	1160	1317	1490	1648	1795	1934	2092	2254	2411	2463	29
120" FH	456	607	766	918	1068	1137	1227	1246	1413	1601	1770	1926	2078	2247	2422	2591	2646	31
132" FH	478	644	813	978	1141	1215	1313	1331	1509	1708	1888	2059	2222	2405	2590	2773	2830	33
144" FH	503	681	860	1038	1213	1292	1397	1417	1607	1816	1971	2191	2366	2562	2761	2953	3015	35
Dust Cover Valance																		
Single	54	68	87	100	122	130	144	150	160	177	196	213	233	248	267	287	292	
Round Corner Valance	65	77	97	111	133	142	155	160	169	186	206	223	244	259	278	298	302	
Crown Impressions																		
Single	150	163	198	240	277	295	316	319	353	391	428	467	506	546	581	621	629	
Double	235	263	325	393	457	487	523	530	586	655	717	784	847	915	979	1045	1057	
Decomatic	20	32	44	50	62	64	68	72	82	90	102	114	122	132	144	156	168	

Price Group E

WIDTH TO:	25"	38"	50"	63"	75"	78"	85"	88"	100"	113"	125"	138"	150"	163"	175"	188"	191"	Single Vanes
48" FH	351	448	548	642	733	780	834	838	927	1021	1115	1213	1307	1402	1500	1595	1618	23
60" FH	371	475	584	687	790	841	898	903	1001	1105	1205	1315	1418	1522	1627	1731	1755	25
72" FH	391	503	619	732	844	899	963	1002	1096	1249	1373	1490	1601	1729	1859	1988	2030	28
84" FH	408	530	655	778	898	956	1021	1062	1167	1327	1465	1590	1711	1847	1988	2123	2170	30
96" FH	427	558	692	824	953	1015	1090	1102	1242	1413	1559	1695	1826	1970	2123	2270	2317	33
108" FH	444	586	728	870	1007	1072	1153	1167	1315	1495	1650	1797	1933	2091	2249	2405	2457	38
120" FH	465	613	767	916	1063	1132	1216	1232	1390	1576	1743	1895	2043	2208	2377	2542	2595	41
132" FH	483	641	802	958	1118	1190	1280	1296	1461	1659	1832	2008	2152	2378	2556	2789	2789	44
144" FH	518	684	857	1022	1188	1265	1361	1377	1550	1759	1941	2112	2278	2461	2648	2832	2888	46
Dust Cover Valance																		
Single	59	75	96	111	134	143	158	165	175	195	215	235	256	273	295	316	324	
Round Corner Valance	70	85	106	121	145	155	169	174	186	206	225	244	266	283	305	327	334	
Crown Impressions																		
Single	165	180	219	263	305	325	347	351	388	431	471	513	555	600	639	682	692	
Double	259	289	358	432	503	536	575	582	644	720	789	863	932	1005	1077	1151	1166	
Decomatic	20	32	44	50	62	64	68	72	82	90	102	114	122	132	144	156	168	

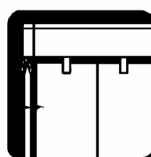
VERTICAL TRACK OPTIONS



Butted Blinds (Paired) — The vertical track system can be assembled so two headrails can butt together end to end. This procedure would be used when the area to be covered by the blind exceeds 16" in width. The controls for rotation and traversal would remain independent with each headrail; however, there would be no light gap between the blinds when they are completely closed.

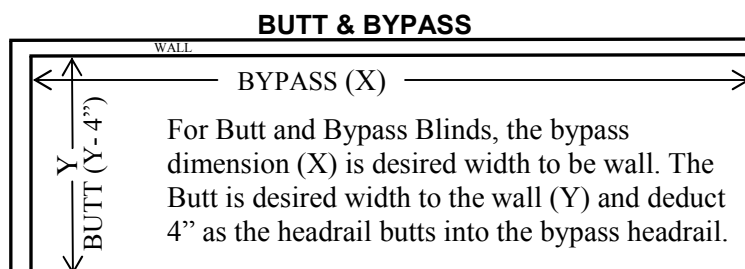
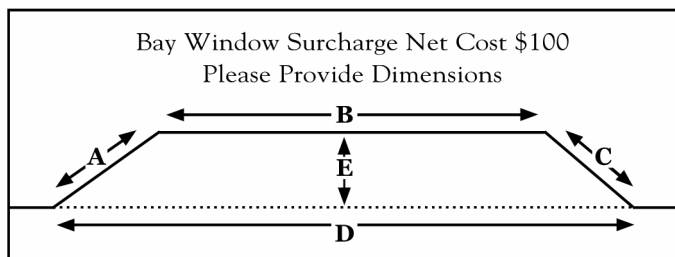


Cut-Outs — Any blind can be ordered for cut-out installations (around air conditioners, heat registers, or other obstructions). Be sure to provide a drawing with the exact width and length to be cut out. Surcharge: \$40.00 (Net Dealer Cost).



WAND CONTROL

Vane rotation is achieved by a clear plastic wand. Surcharge: \$10.00 (Net Dealer Cost).



Price Group 1

WIDTH TO:	25"	38"	50"	63"	75"	78"	85"	88"	100"	113"	125"	138"	150"	163"	175"	188"	191"	Single Vanes
48" FH	275	341	414	482	549	585	619	622	686	755	820	893	961	1026	1096	1165	1183	16
INSERT	421	549	676	797	918	978	1021	1045	1170	1286	1392	1513	1633	1763	1888	1990	2063	25
60" FH	294	370	448	518	588	626	639	783	732	803	872	947	1017	1089	1163	1232	1251	18
INSERT	463	596	740	872	1011	1077	1114	1154	1288	1423	1527	1674	1806	1941	2086	2207	2291	30
72" FH	307	382	461	532	605	644	659	685	757	834	904	984	1055	1129	1209	1280	1299	19
INSERT	489	640	795	945	1097	1168	1209	1258	1401	1558	1683	1840	1986	2143	2301	2427	2526	34
84" FH	316	388	472	550	625	666	682	708	782	861	936	1020	1096	1171	1252	1332	1350	21
INSERT	519	677	854	1020	1177	1253	1311	1351	1522	1693	1824	2003	2156	2324	2502	2634	2743	38
96" FH	321	402	486	565	645	686	707	731	809	889	979	1054	1134	1215	1130	1378	1399	23
INSERT	540	725	910	1095	1274	1356	1408	1454	1634	1827	2008	2149	2332	2515	2687	2847	2972	42
108" FH	327	410	497	583	664	707	726	752	836	917	1002	1091	1174	1256	1344	1426	1447	24
INSERT	579	769	971	1165	1354	1441	1504	1558	1754	1954	2104	2313	2503	2698	2899	3054	3195	46
120" FH	335	420	509	598	682	726	749	774	861	942	1032	1126	1211	1298	1388	1500	1319	25
INSERT	607	818	1026	1232	1447	1540	1613	1651	1870	2087	2248	2462	2671	2881	3097	3263	3414	52
132" FH	340	429	524	613	704	750	771	798	886	1030	1082	1187	1278	1368	1460	1520	1546	27
INSERT	636	867	1080	1299	1544	1643	1717	1741	1986	2193	2391	2610	2837	3063	3304	3471	3634	58
Dust Cover Valance	45	56	73	83	102	108	119	123	132	146	162	177	192	206	221	237	241	
Round Corner Valance	56	65	82	94	111	118	128	133	143	157	172	186	203	215	232	247	252	
Crown Single Impressions	123	135	165	197	230	245	261	264	292	323	354	386	417	451	480	513	520	
Double	194	218	269	324	377	402	432	438	484	541	593	648	700	756	808	864	876	
Decomatic	20	32	44	50	62	64	68	72	82	90	102	114	122	132	144	156	168	

Price Group 2

WIDTH TO:	25"	38"	50"	63"	75"	78"	85"	88"	100"	113"	125"	138"	150"	163"	175"	188"	191"	Single Vanes
48" FH	327	411	495	577	662	705	748	751	830	916	997	1086	1169	1252	1340	1424	1445	18
INSERT	480	627	779	921	1065	1133	1209	1216	1356	1497	1622	1769	1907	2063	2207	2329	2411	28
60" FH	348	444	538	630	720	766	818	820	907	997	1086	1184	1271	1362	1457	1550	1572	21
INSERT	529	686	857	1014	1178	1254	1333	1355	1511	1668	1797	1974	2127	2285	2457	2606	2700	33
72" FH	367	463	565	662	779	829	860	864	980	1117	1230	1333	1429	1511	1660	1772	1813	22
INSERT	563	744	928	1108	1314	1399	1457	1488	1679	1903	2074	2264	2439	2610	2844	3015	3143	36
84" FH	377	484	588	693	819	872	904	907	1031	1176	1293	1403	1504	1608	1746	1867	1908	23
INSERT	599	795	1003	1204	1418	1509	1586	1605	1833	2078	2256	2473	2653	2859	3102	3280	3419	40
96" FH	391	501	615	725	838	893	956	970	1103	1251	1382	1501	1614	1746	1881	2009	2058	25
INSERT	628	853	1073	1297	1517	1615	1709	1745	1977	2251	2489	2662	2885	3122	3349	3563	3720	45
108" FH	416	524	651	777	898	956	1027	1044	1186	1345	1484	1613	1737	1879	2024	2163	2213	27
INSERT	679	909	1154	1388	1620	1725	1833	1879	2127	2415	2623	2867	3102	3357	3615	3828	4007	48
120" FH	420	553	692	828	962	1024	1098	1114	1265	1435	1585	1724	1859	2011	2166	2316	2365	28
INSERT	711	970	1223	1476	1738	1851	1973	2003	2290	2583	2804	3062	3318	3591	3873	4095	4285	54
132" FH	440	583	732	876	1021	1087	1170	1188	1347	1527	1688	1838	1980	2141	2306	2469	2521	29
INSERT	750	1032	1293	1563	1858	1978	2105	2120	2426	2726	2987	3254	3534	3823	4135	4364	4565	60
Dust Cover Valance	50	62	80	92	111	118	131	135	145	161	178	194	212	226	243	261	265	
Round Corner Valance	60	73	90	102	121	129	140	145	155	172	189	203	223	240	254	271	288	
Crown Single Impressions	135	149	180	218	253	269	287	290	321	356	390	425	460	496	527	564	571	
Double	213	240	296	357	416	443	475	482	532	595	652	713	769	831	889	951	964	
Decomatic	20	32	44	50	62	64	68	72	82	90	102	114	122	132	144	156	168	

Price Group 3

WIDTH TO:	25"	38"	50"	63"	75"	78"	85"	88"	100"	113"	125"	138"	150"	163"	175"	188"	191"	Single Vanes
48" FH	340	420	508	588	669	712	755	759	837	917	998	1085	1164	1235	1321	1400	1422	21
INSERT	482	628	782	923	1067	1136	1212	1219	1361	1501	1627	1774	1913	2069	2213	2335	2418	36
60" FH	352	442	535	629	721	768	818	821	910	1003	1094	1193	1281	1365	1459	1552	1575	23
INSERT	531	688	859	1017	1182	1258	1337	1360	1516	1673	1801	1980	2133	236	2466	2614	2709	39
72" FH	373	477	586	687	791	842	903	906	1037	1176	1279	1419	1507	1614	1738	1857	2022	24
INSERT	565	746	930	1112	1317	1403	1461	1492	1684	1909	2080	2271	2446	2617	2853	3023	3152	44
84" FH	396	512	634	746	866	922	986	993	1134	1281	1397	1535	1651	1772	1907	2040	2083	25
INSERT	600	797	1005	1207	1423	1515	1591	1610	1839	2084	2264	2480	2662	2867	3110	3289	3430	47
96" FH	409	536	668	797	923	983	1059	1074	1222	1383	1526	1662	1788	1933	2082	2230	2278	28
INSERT	629	855	1077	1301	1522	1620	1714	1751	1983	2259	2496	2670	2894	3131	3358	3574	3731	52
108" FH	432	573	716	857	998	1063	1143	1160	1317	1490	1648	1795	1934	2092	2254	2411	2463	29
INSERT	681	911	1158	1391	1625	1730	1839	1884	2133	2422	2630	2877	3110	3367	3626	3839	4019	56
120" FH	456	607	766	918	1068	1137	1227	1246	1413	1601	1770	1926	2078	2247	2422	2591	2646	31
INSERT	714	973	1227	1481	1745	1857	1978	2009	2297	2590	2813	3070	3329	3602	3885	4107	4297	62
132" FH	478	644	813	978	1141	1215	1313	1331	1509	1708	1888	2059	2222	2405	2590	2773	2830	33
INSERT	752	1034	1297	1567	1863	1983	2111	2126	2433	2733	2995	3264	3545	3835	4147	4377	4578	68
Dust Cover Valance	54	68	87	100	122	130	144	150	160	177	196	213	233	248	2675	287	292	
Round Corner Valance	65	77	97	111	133	142	155	160	169	186	206	223	244	259	278	295	302	
Crown Single Impressions	150	163	198	240	277	295	316	319	353	391	428	467	58	546	581	621	629	
Double	235	263	325	393	457	487	523	530	586	655	717	784	847	915	979	1045	1060	
Decomatic	20	32	44	50	62	64	68	72	82	90	102	114	122	132	144	156	168	

Price Group 4

WIDTH TO:	25"	38"	50"	63"	75"	78"	85"	88"	100"	113"	125"	138"	150"	163"	175"	188"	191"	Single Vanes
48" FH	362	461	564	664	761	810	864	871	963	1063	1160	1267	1365	1465	1565	1665	1691	24
INSERT	488	642	801	951	1106	1177	1257	1267	1412	1563	1697	1852	2001	2163	2314	2449	2528	36
60" FH	384	494	607	716	825	878	941	945	1048	1157	1267	1380	1487	1599	1712	1822	1849	27
INSERT	542	711	893	1061	1238	1318	1403	1424	1588	1759	1904	2088	2253	2427	2608	2769	2859	45
72" FH	403	524	648	767	887	944	1011	1019	1153	1307	1445	1568	1688	1822	1960	2095	2138	31
INSERT	579	774	974	1167	1365	1453	1545	1578	1780	2012	2201	2400	2593	2807	3023	3208	3329	50
84" FH	425	554	691	819	950	1011	1085	1092	1235	1403	1546	1684	1811	1956	2105	2251	2297	34
INSERT	622	835	1062	1276	1486	1582	1697	1718	1955	2212	2411	2641	2842	3078	3320	3518	3654	58
96" FH	446	588	730	872	1011	1077	1157	1172	1321	1501	1655	1803	1942	2097	2150	2414	2466	39
INSERT	659	904	1141	1388	1624	1728	1838	1876	2126	2414	2665	2867	3107	3361	3500	3842	3996	64
108" FH	467	618	774	924	1076	1145	1232	1246	1405	1596	1758	1915	2066	2233	2403	2571	2624	42
INSERT	713	967	1235	1492	1747	1860	1986	2030	2297	2603	2831	3104	3358	3637	3914	4154	4324	71
120" FH	488	651	814	976	1138	1212	1303	1320	1487	1688	1866	2032	2193	2366	2548	2726	2784	46
INSERT	752	1038	1315	1595	1881	2003	2144	2173	2468	2795	3047	3331	3611	3905	4210	4462	4647	82
132" FH	508	681	855	1027	1200	1278	1377	1394	1570	1782	1970	2146	2316	2504	2694	2882	2940	48
INSERT	797	1107	1396	1694	2016	2146	2296	2311	2639	2965	3257	3554	3860	4179	4514	4776	4967	90
Dust Cover Valance	65	82	105	122	148	157	174	180	192	214	237	259	282	300	324	347	352	
Round Corner Valance	75	92	116	133	157	167	184	203	215	225	247	269	300	310	334	358	363	
Crown Impressions	180	198	218	241	289	336	358	382	386	427	473	518	565	611	659	703	751	761
Single																		
Double	284	318	394	475	553	589	633	640	709	792	867	948	1025	1106	1184	1265	1282	
Decomatic	20	32	44	50	62	64	68	72	82	90	102	114	122	132	144	156	168	

Price Group 5

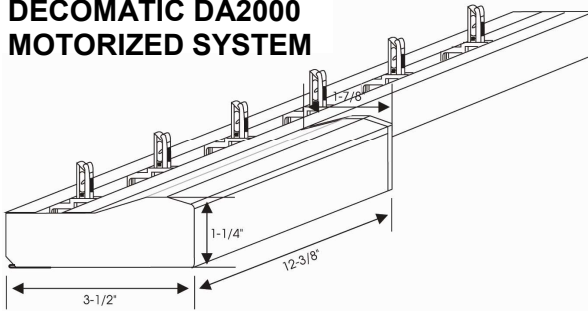
WIDTH TO:	25"	38"	50"	63"	75"	78"	85"	88"	100"	113"	125"	138"	150"	163"	175"	188"	191"	Single Vanes
48" FH	403	517	633	745	854	909	975	980	1088	1199	1310	1428	1540	1651	1770	1881	1911	25
INSERT	529	699	872	1036	1200	1278	1368	1377	1538	1701	1850	2018	2180	2354	2522	2671	2752	39
60" FH	428	555	685	807	933	993	1063	1069	1187	1311	1436	1567	1691	1816	1944	2072	2101	28
INSERT	587	773	973	1153	1348	1435	1529	1551	1731	1916	2076	2278	2462	2648	2848	3025	3119	45
72" FH	455	594	736	870	1008	1073	1152	1159	1310	1483	1636	1777	1915	2066	2222	2376	2426	33
INSERT	632	846	1062	1273	1489	1585	1688	1720	1939	2192	2397	2616	2826	3057	3291	3496	3623	52
84" FH	480	629	783	934	1084	1154	1240	1246	1409	1598	1761	1919	2065	2231	2401	2565	2618	39
INSERT	680	910	1157	1395	1624	1728	1855	1876	2132	2411	2630	2881	3101	3358	3623	3837	3979	59
96" FH	506	668	834	996	1159	1234	1325	1342	1511	1714	1891	2060	2221	2399	2583	2636	2816	42
INSERT	720	986	1246	1515	1774	1888	2011	2051	2319	2631	2906	3130	3393	3671	3942	4072	4355	69
108" FH	531	703	884	1059	1233	1312	1414	1432	1613	1827	2018	2199	2439	2565	2760	2951	3010	47
INSERT	779	1056	1349	1630	1909	2032	2174	2220	2509	2841	3097	3392	3738	3975	4278	4543	4718	77
120" FH	557	742	934	1120	1310	1395	1504	1522	1714	1941	2145	2335	2524	2727	2936	3139	3202	52
INSERT	823	1131	1438	1742	2058	2191	2347	2380	2701	3052	3333	3641	3950	4273	4607	4885	5075	83
132" FH	582	780	985	1186	1384	1473	1590	1609	1815	2053	2270	2474	2674	2890	3113	3329	3392	57
INSERT	872	1209	1528	1856	2204	2347	2514	2654	2889	3243	3562	3891	4226	4574	4941	5234	5433	93
Dust Cover Valance	142	175	232	266	323	344	382	385	423	471	521	569	619	658	713	765	775	
Round Corner Valance	82	102	114	145	174	185	201	208	223	244	271	295	319	341	368	392	397	
Crown Impressions	198	218	265	318	369	393	421	425	469	521	570	622	673	726	773	826	837	
Single																		
Double	312	350	433	523	609	648	696	704	779	871	955	1044	1128	1217	1302	1392	1411	
Decomatic	20	32	44	50	62	64	68	72	82	90	102	114	122	132	144	156	168	

Price Group 6

WIDTH TO:	25"	38"	50"	63"	75"	78"	85"	88"	100"	113"	125"	138"	150"	163"	175"	188"	191"	Single Vanes
48" FH	413	536	661	783	905	963	1032	1065	1153	1276	1395	1523	1645	1768	1892	2016	2046	29
INSERT	575	715	893	1067	1241	1321	1417	1451	1593	1768	1924	2100	2271	2453	2629	2786	2868	39
60" FH	444	584	723	863	998	1063	1141	1177	1278	1417	1551	1695	1830	1968	2209	2363	2411	31
INSERT	629	797	1003	1201	1403	1494	1595	1648	1810	2008	2176	2389	2583	2781	3091	3293	3406	45
72" FH	475	629	785	939	1090	1160	1247	1290	1422	1610	1777	1937	2088	2256	2427	2594	2648	38
INSERT	673	875	1105	1332	1561	1661	1774	1838	2036	2303	2520	2756	2977	3224	3471	3690	3819	54
84" FH	506	677	848	1017	1183	1260	1357	1402	1546	1753	1934	2107	2274	2458	2646	2715	2755	42
INSERT	738	953	1213	1466	1712	1822	1959	2017	2251	2547	2781	3049	3287	3558	3840	3958	4087	65
96" FH	540	723	910	1094	1279	1361	1465	1521	1674	1893	2093	2280	2474	2664	2868	3067	3126	47
INSERT	791	1033	1314	1598	1880	2001	2137	2214	2462	2790	3086	3327	3619	3905	4196	4470	4631	70
108" FH	570	771	975	1174	1369	1458	1575	1634	1799	2035	2251	2453	2576	2868	3087	3299	3363	52
INSERT	834	1113	1429	1731	2030	2161	2317	2405	2677	3026	3305	3620	3846	4248	4572	4856	5033	80
120" FH	602	817	1037	1251	1465	1560	1684	1748	1922	2175	2405	2624	2841	3069	3305	3534	3603	58
INSERT	872	1198	1530	1856	2196	2338	2509	2587	2887	3262	3568	3900	4234	4582	4938	5240	5433	88
132" FH	632	865	1097	1330	1559	1660	1794	1862	2048	2316	2560	2796	3027	3271	3159	3766	3840	63
INSERT	939	1281	1630	1984	2362	2514	2698	2762	3098	3478	3825	4180	4544	4917	5309	5627	5832	98
Dust Cover Valance	80	99	128	148	179	191	211	219	233	259	287	312	341	364	392	421	426	
Round Corner Valance	90	109	138	157	189	201	220	230	244	269	298	322	351	375	390	431	436	
Crown Impressions	219	240	292	350	406	433	462	467	517	573	627	684	739	798	850	909		

Decomatic Vertical Headrail Upgrades

DECOMATIC DA2000 MOTORIZED SYSTEM



Controls:	1. Wall switch 2. Infrared remote control (with manual override).	Vane Width:	2", 2-1/2", 3-1/2", 4", 5"
Motor Location:	To the left behind the track.	Installation Width:	Max. 20'
Power Supply:	110V AC-12V .85 amp. power pack with standard plug-in connection.	Installation Height:	Max. 16'
Motor:	2 motors, each with planetary drive. Aluminum housing w/plastic endcaps.	Installation Surface:	Max. 320' sq. depending on the weight of the shade. Max. suggested vane weight is 65 lbs.
		Operating Speed:	Approx. 10'/minute

DECOMATIC CURVED TRACK SYSTEM



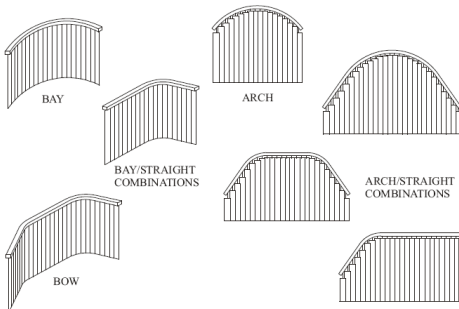
BAY WINDOW

Minimum Radius	
2" vanes	18"
2-1/2" vanes	20"
3-1/2" vanes	26"
5" vanes	36"

ARCHED WINDOW

Minimum radius	
All size vanes.....	20"
Bay and arched maximum length ...	220"

POSSIBLE CURVING COMBINATIONS



Options — Motorization — unit must have 18" of straight track in one end for motorization

Colors — Anodized aluminum

**Call For Quote for All Custom
Specialty Vertical Headrails
1-800-533-9464**

Standard Decomatic Vertical Headrail Specifications

General - Heavy-duty vertical system capable of rotating and traversing at widths up to 240" for residential and commercial applications. The hook replacement feature is provided with Decomatic tracks.

Operation - Available in one-way, split draw, center stack and off-center split.

Specialty Applications - Curve arch, bow or bay curve, motorized, slope (angle) tracks, one wand control and top and bottom tracks (wall mounted and skylight).

Headrail - Made of extruded aluminum alloy 6063-T5, 1-1/2" wide X 1" high. The extrusion has a normal wall thickness of .045". The finish is anodized, white or bronze.

Tilt Rod - Made of extruded aluminum alloy 6063-T5, 1/4" diameter, single groove.

Louver Carrier - Each carrier is 5/16" wide with two wheels, molded of self lubricating plastic such as celcon. The carriers have a geared clutch system for overload protection and a steel clutch spring to reinforce positive action. There also is a unique stabilizer bar designed to fit into the extruded slot in the aluminum headrail to provide smooth traversing along the width of the headrail. The hooks of the carrier are made of clear, high ultra-violet resistant polycarbonate and are replaceable even while the unit is installed. The carriers provide the louvers with 185° rotation capability to provide full louver closure and will stay in position unless reset.

The rotation chain is made of celcon beads molded onto a nylon cord or #6 metal chain. One full cycle of the control chain (13-1/2") will self align the louvers.

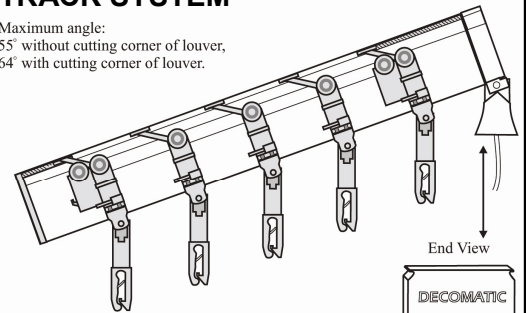
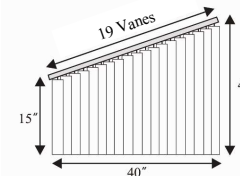
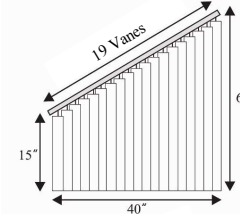
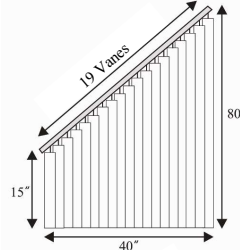
Spacer Links - The spacers, made of flexible, corrosion proof, stainless steel, are interlocked between carriers to provide smooth traversing. Spacers are 6.03mm x .19mm. Spacing systems are designed for 2", 2-1/2", 3", 3-1/2", 4" and 5" louver widths. Special spacing is available upon request. Spacing is equal on all louver widths.

End Caps - All Decomatic tracks are manufactured with completely covered end caps, concealing internal parts for a custom, finished appearance. The end caps are molded of self lubrication plastic such a celcon and their unique design allows for only 1/4" light gap on the control of inside mount vertical. The Decomatic system is available with standard direct drive 1-to-1 rotation mechanism (13-1/2" of chain required to rotate 180°), or a 4-to-1 ratio rotation mechanism (46" of chain required to rotate 180°).

Stack - 5/16" wide carrier and 1/4" light gap end cap allows for very tight stacking. 122" one-way draw track stacks in 15" space.

DECOMATIC SLOPE OR ANGLE TRACK SYSTEM

Maximum angle:
55° without cutting corner of louver,
64° with cutting corner of louver.



Cord lock pivots to allow quiet, smooth rotation and traversal.

SPECIFICATIONS

General — Heavy duty system capable of rotation and traversing at widths up to 240" (40 lb. maximum vane weight).

Controls — Available on the high side or low side.

Traversing — Vanes stack on high side only, one-way draw only.

End Caps — Unique cord lock design molded of self lubricating plastic such as celcon. The cord lock feature allows the louvers to be stopped at any point along the incline without the use of a cord tie down cleat.

Carrier — Carrier housing and gear mechanism are the same as the standard Decomatic.

Hooks — Hooks are molded of celcon or polycarbonate. Four different size hooks are used (one size per track). The length of the hook is determined by the angle of the track.

The number of vanes is determined by the bottom width of the window opening and will stay the same regardless of angle or length of track.

Quality

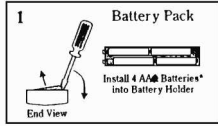


— Committed to Quality —

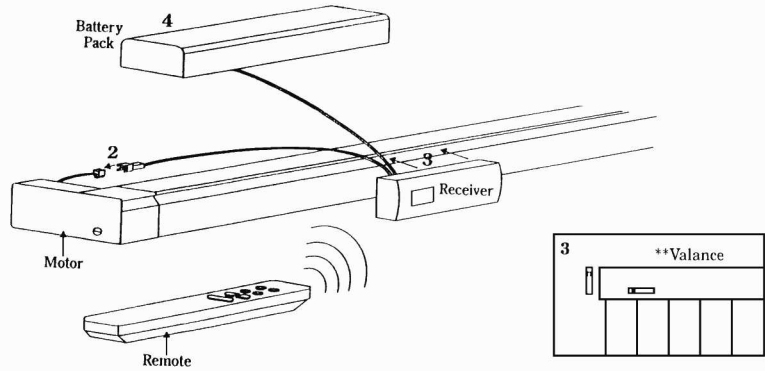
We are dedicated to producing quality window treatments delivered on time and with a high level of service and responsiveness.

Our Customer Service teams are trained to respond to your needs. Call us ... WE'RE HERE FOR YOU!

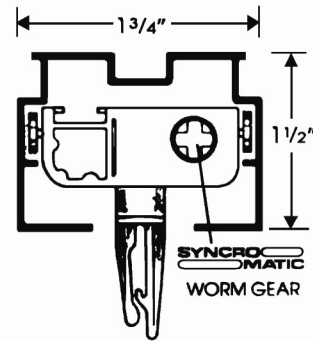
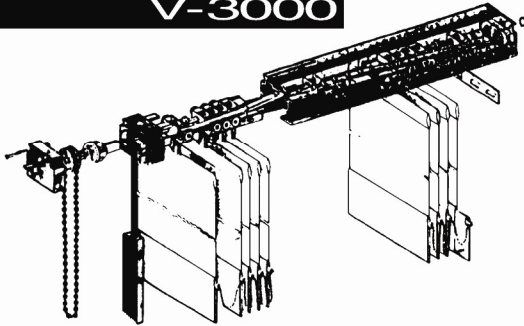
MOTORIZATION



DEALER NET COST: \$75.00
REMOTE: \$25.00



LASERLITE V-3000



WARRANTY:
LASERLITE V-3000 TRACK CARRIES A LIFETIME LIMITED WARRANTY AGAINST DEFECTS IN MATERIALS AND WORKMANSHIP.

ONE WAY DRAW*			VANE COUNT AND STACKING CHART											
BLIND WIDTH IN INCHES	NO. OF VANES	APPROX. STACK SPACE IN INCHES	BLIND WIDTH IN INCHES	NO. OF VANES	APPROX. STACK SPACE IN INCHES	BLIND WIDTH IN INCHES	NO. OF VANES	APPROX. STACK SPACE IN INCHES	BLIND WIDTH IN INCHES	NO. OF VANES	APPROX. STACK SPACE IN INCHES	BLIND WIDTH IN INCHES	NO. OF VANES	APPROX. STACK SPACE IN INCHES
16	5	4	52	17	9 1/4	88	29	14 1/2	124	40	19 3/8	160	52	24 5/8
18	6	4 1/2	54	18	9 3/4	90	29	14 1/2	126	41	19 3/4	162	52	24 5/8
20	7	4 7/8	56	18	9 3/4	92	30	15	128	41	19 3/4	164	53	25 1/2
22	7	4 7/8	58	19	10 1/8	94	31	15 3/8	130	42	20 1/4	166	53	25 1/2
24	8	5 3/8	60	20	10 5/8	96	31	15 3/8	132	43	20 5/8	168	44	26
26	9	5 3/4	62	20	10 5/8	98	32	15 7/8	134	43	20 5/8	170	55	26 1/2
28	10	6 1/4	64	21	11	100	33	16 1/4	136	44	21 1/8	172	55	27
30	10	6 1/4	66	22	11 1/2	102	33	16 1/4	138	45	21 1/2	174	56	27
32	11	6 5/8	68	22	11 1/2	104	34	16 3/4	140	45	21 1/2	176	57	27 1/2
34	11	6 5/8	70	23	11 7/8	106	34	16 3/4	142	46	22	178	57	27 1/2
36	12	7 1/8	72	24	12 3/8	108	35	17 1/8	144	47	22 3/8	180	58	28
38	13	7 1/2	74	24	12 3/8	110	36	17 5/8	146	47	22 3/8	182	59	28
40	13	7 1/2	76	25	12 3/4	112	36	17 5/8	148	48	22 7/8	184	59	28 1/2
42	14	8	78	25	12 3/4	114	37	18	150	48	22 7/8	186	60	29
44	15	8 3/8	80	26	13 1/4	116	38	18 1/2	152	49	23 1/4	188	61	29
46	15	8 3/8	82	27	13 5/8	118	38	18 1/2	154	50	23 3/4	190	61	29 1/2
48	16	8 7/8	84	27	13 5/8	120	39	18 7/8	156	50	23 3/4	192	62	29 1/2
50	16	8 7/8	86	28	14 1/8	122	39	18 7/8	158	51	24	194	62	30

- 1) Round up your blind width (example: for a 69-1/2" wide blind, use 70" in the chart).
- 2) For center open blinds, add 2 vanes to "NO. OF VANES" in above one way draw chart.
- 3) Charts will give a close approximations, thus the final blind may be built with several fewer vanes than you may have originally determined.